

*Ireland  
Thinks.*

Research on long covid

# Polling Methodology Explained

## Stage 1: Where do your participants come from?

Using random digit dialling and online ads Ireland Thinks has built a panel of approximately 25,000 people, the equivalent of Thomond Park Stadium who are happy to participate in our monthly polls. This is continually topped up through advertisements targeting specific demographics as and when they are needed.



## Stage 2: So, these are surely highly engaged people, how are they representative?

No. For our polls our algorithm chooses 5,000 specific individuals to take part. They are chosen on the basis of their demographics and behaviours (age, gender, religious adherence, educational attainment, past voting behaviour, political interest etc.) to ensure that they are an **exact replica** of the census and within that, the most recent general election exit poll.


**Note:** This algorithm minimises design-effect error, meaning that cross-tabs tend to be more reliable.



## Stage 3: So how do you contact them? And how do you know the right person is answering?

Participants are sent an SMS message with a unique URL to participate in the opinion poll. Over 90% of the population own a smartphone, far fewer are at-home during the day (for face to face), use land-lines, or respond to unsolicited calls, or emails. Any duplicated entries from the same URL are deleted as is the user. Respondents must also match the data we have on record for the respondent.

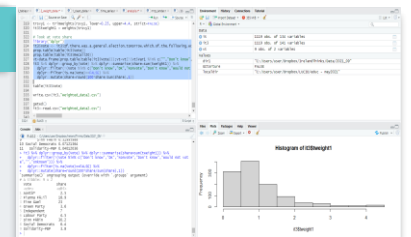
**Note:** Here we minimise social desirability bias and non-response bias.



## Stage 4: How long does it take? How do I know they're responding accurately?

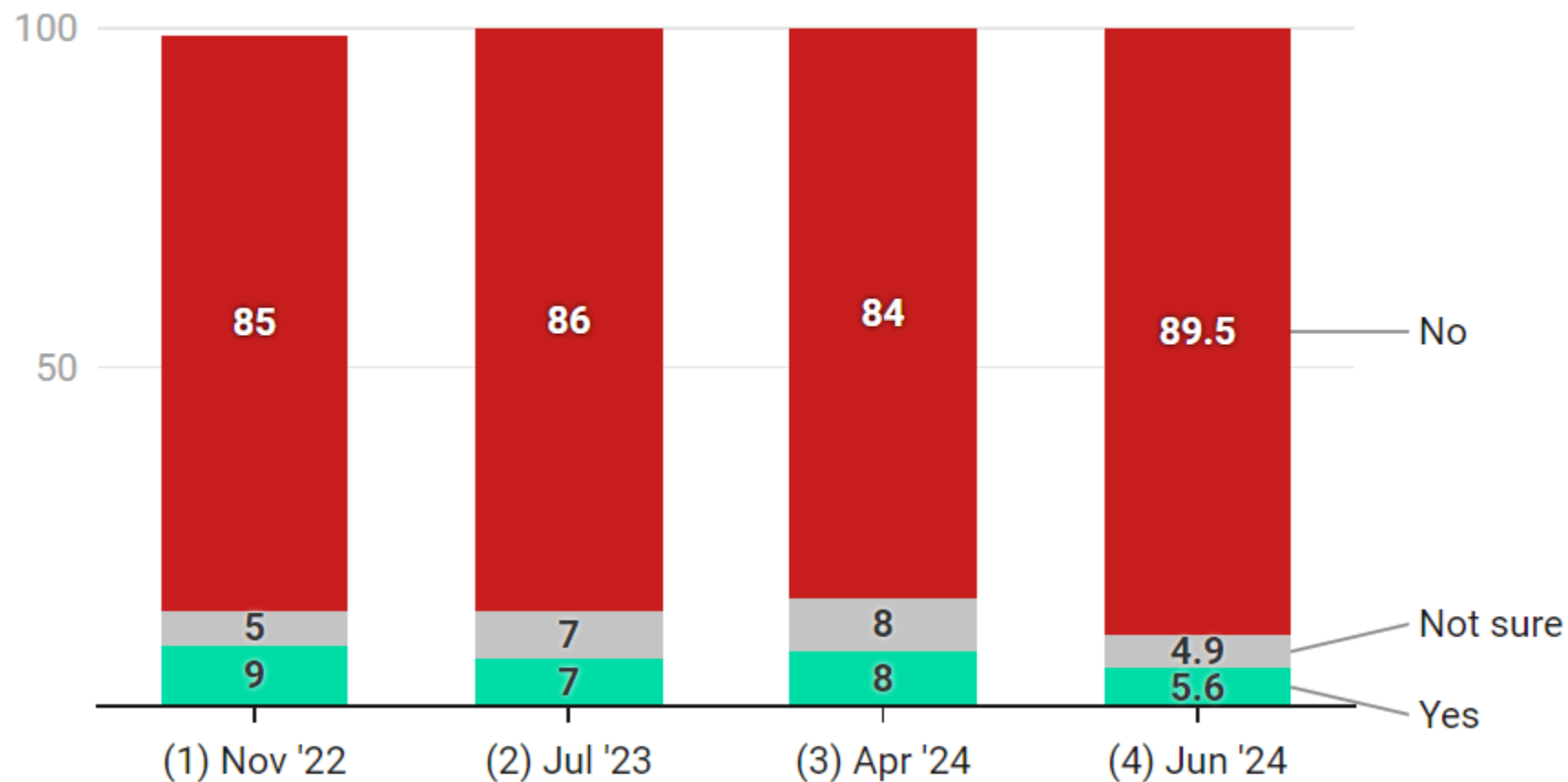
We get over 1,000 responses within 3 hours, rising thereafter. The respondents experience is central to ensuring that we have quality responses. The polls are short, enjoyable and participants are rewarded by selecting the charity that we will donate to and results are published in a national newspaper. The responses are weighted to ensure that they are exactly representative of the population in terms of the same demographics above.

**Note:** Finally we minimise respondent error and sampling error.



Poll	Fieldwork	Sample size	Margin of error (+/-)
Nov, 2022	4th to 5th November	1,337	2.7%
Jul, 2023	5th to 18th July	1,004	3.2%
Apr, 2024	5th to 6th April	1,681	2.4%
Jun, 2024	1st to 4th June	1,024	3.1%

# In the past four weeks have you experienced symptoms of long Covid following a period of infection with Covid 19?



## Q1 - By Age and Gender (June 2024 Poll)

Yes Not sure No

### Overall



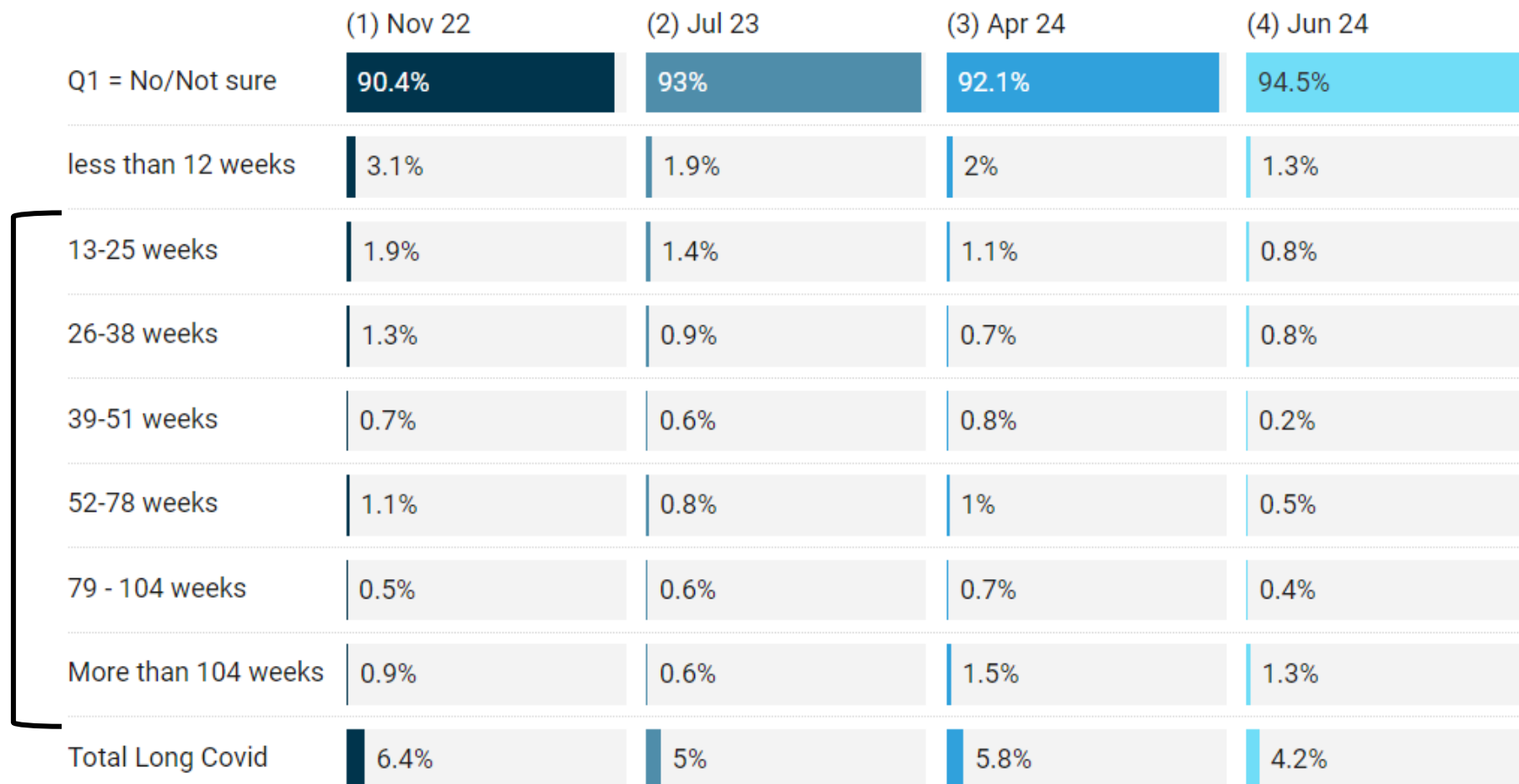
### Gender



### Age



## Q2 – [If Yes] How long ago did these symptoms start?

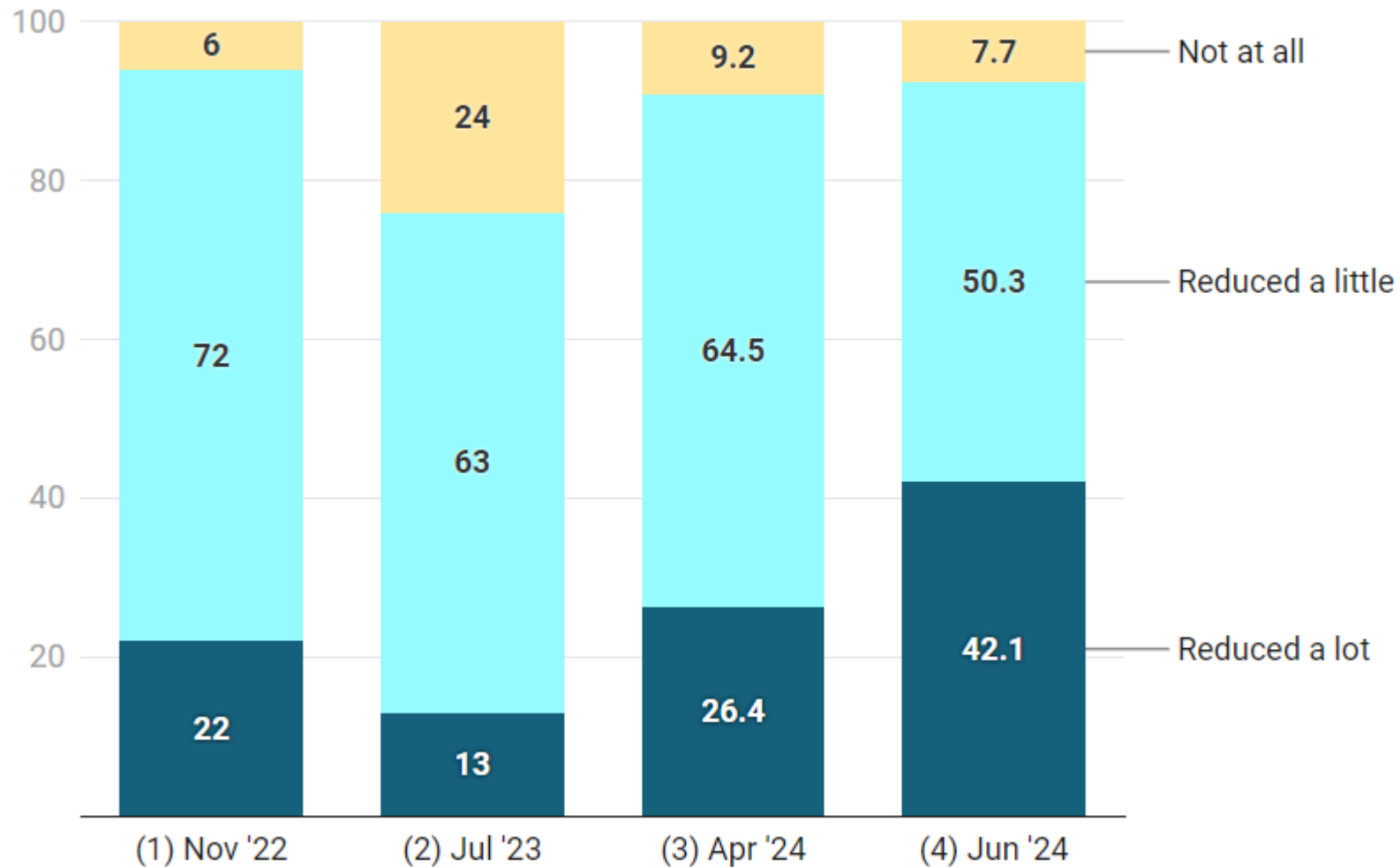


## Q2 – By age and gender (June 2024 poll)

	Overall	Female	Male	18-34	35-44	45-54	55-64	65+
Q1 = No/Not sure	94.5%	93.2%	95.8%	94.3%	95.6%	96.1%	92.9%	93.4%
Less than 12 weeks	1.3%	2.0%	0.6%	0.0%	1.3%	2.2%	1.8%	1.7%
13-25 weeks	0.8%	0.4%	1.3%	0.7%	0.0%	1.7%	1.3%	0.6%
26-38 weeks	0.8%	1.3%	0.3%	1.3%	1.2%	0.0%	0.3%	1.2%
39-51 weeks	0.2%	0.0%	0.5%	0.0%	1.0%	0.0%	0.0%	0.3%
52-78 weeks	0.5%	0.8%	0.2%	1.3%	0.0%	0.0%	0.6%	0.6%
79-104 weeks	0.4%	0.6%	0.2%	1.2%	0.0%	0.0%	0.3%	0.6%
More than 104 weeks	1.3%	1.7%	1.0%	1.2%	0.9%	0.0%	2.9%	1.7%
Total Long Covid	4.2%	4.8%	3.6%	5.7%	3.1%	1.7%	5.4%	4.9%

**\* Please note that the sample sizes are low and the data should be treated with caution**

### Q3 – [Q1=Yes] Have your long covid symptoms reduce your ability to conduct your daily activities?

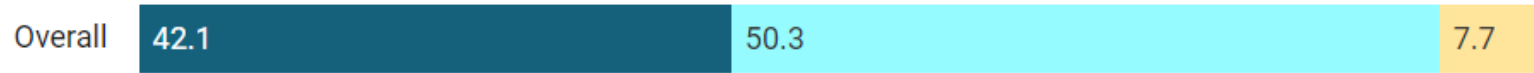


**\* Please note that the sample sizes are low and the data should be treated with caution. Weights have a significant impact at this level. Unweighted June figures are 31%, 59% and 10%.**




### Q3 – [Q1=Yes] Have your long covid symptoms reduce your ability to conduct your daily activities?

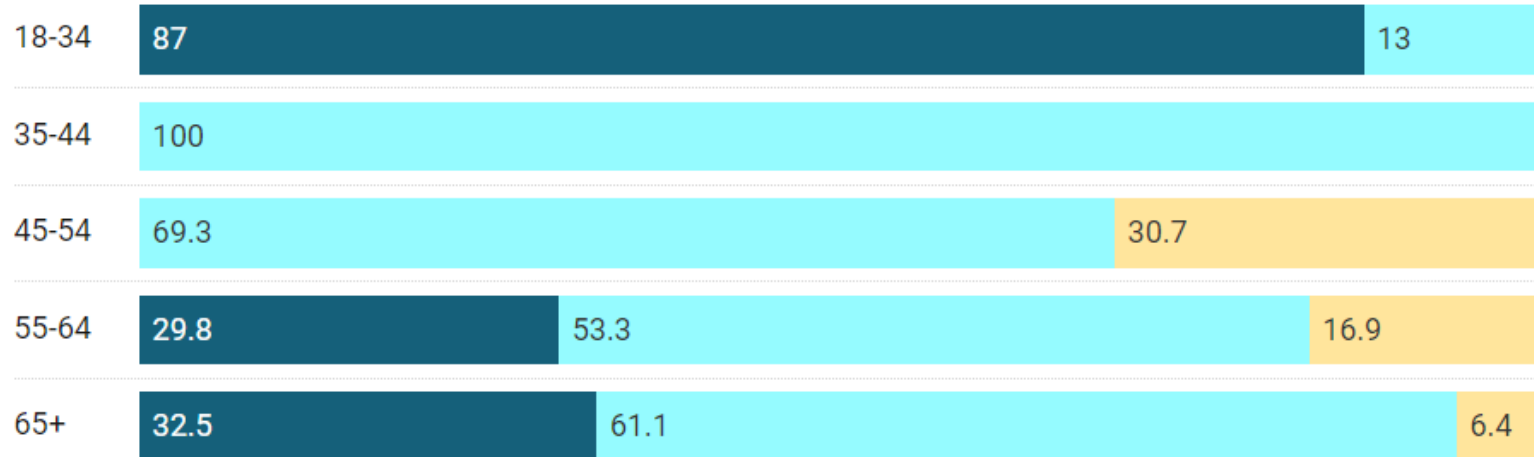
#### Overall



#### Gender

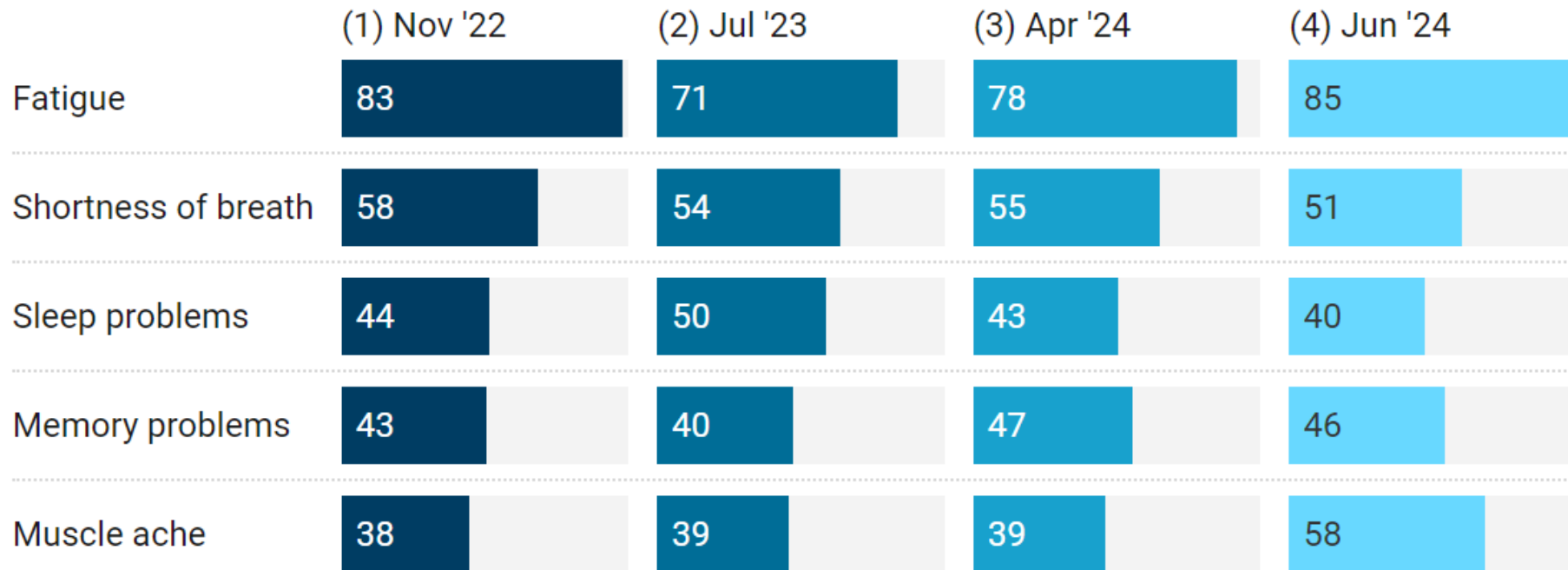


#### Age

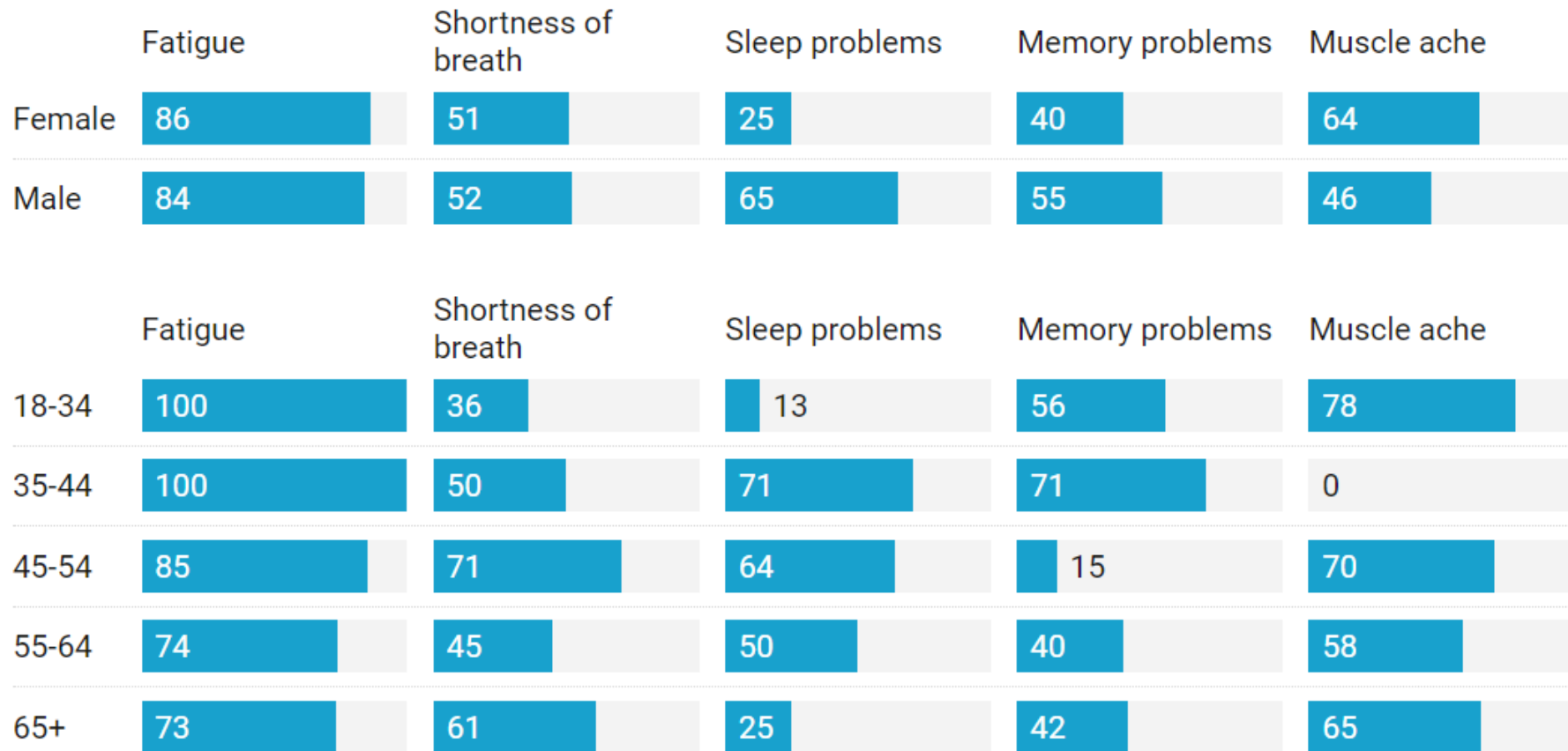


**\* Please note that the sample sizes are low and the data should be treated with extreme caution.**

## Q4 – [Q1=Yes] What long covid symptoms have you experienced?



## Q4 – [Q1=Yes] What long covid symptoms have you experienced?

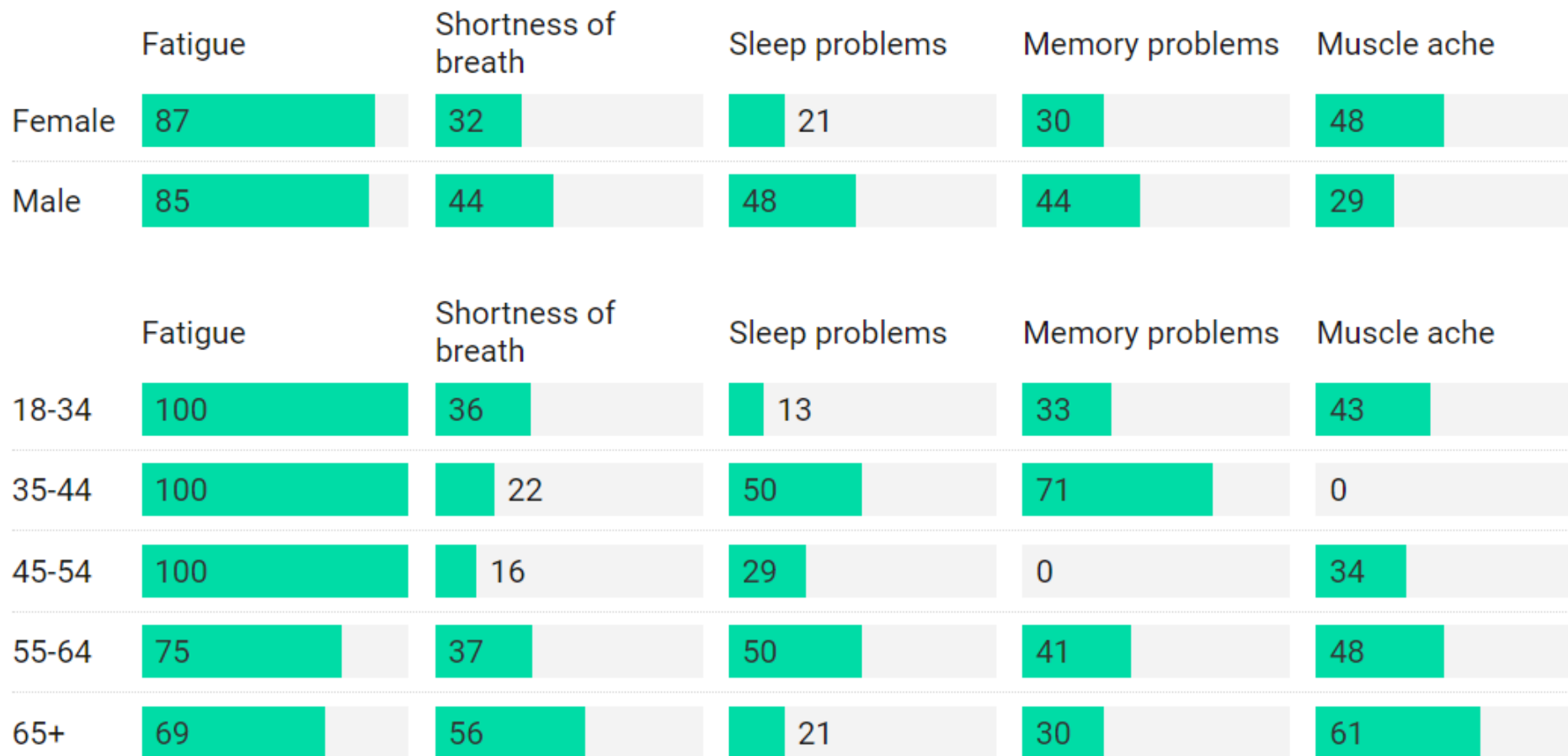


**\* Please note that the sample sizes are low and the data should be treated with caution.**

## Q5 – What long Covid symptoms have you experienced for 12 weeks or more?



## Q5 – What long Covid symptoms have you experienced for 12 weeks or more?



**\* Please note that the sample sizes are low and the data should be treated with caution.**

## Tables

In the past four weeks have you experienced symptoms of long Covid following a period of infection with Covid 19? (Jun '24)

	Sex		Age					Region				
	Total/%	Female	Male	18-34	35-44	45-54	55-64	65+	Dublin	Leinster	Munster	Connacht-Ulster
Unweighted	1024	488	536	106	100	155	311	352	295	281	261	187
Weighted	1024	526	498	237	195	198	169	226	287	276	276	184
No %	90%	89%	91%	90%	89%	92%	87%	88%	91%	92%	88%	85%
Not sure %	5%	5%	5%	4%	7%	4%	6%	5%	5%	4%	3%	8%
Yes %	6%	7%	4%	6%	4%	4%	7%	7%	3%	3%	9%	7%

## Tables

### How long ago did these symptoms start? (Jun '24)

	Sex		Age					Region				
	Total/%	Female	Male	18-34	35-44	45-54	55-64	65+	Dublin	Leinster	Munster	Connacht-Ulster
Unweighted	1024	488	536	106	100	155	311	352	295	281	261	187
Weighted	1024	526	498	237	195	198	169	226	287	276	276	184
Not stated %	94.5%	93.2%	95.8%	94.3%	95.6%	96.1%	92.9%	93.4%	96.5%	96.5%	91.1%	93.2%
Less than 12 weeks %	1.3%	2.0%	0.6%	0.0%	1.3%	2.2%	1.8%	1.7%	0.7%	0.6%	2.7%	1.3%
13-25 weeks %	0.8%	0.4%	1.3%	0.7%	0.0%	1.7%	1.3%	0.6%	1.3%	0.4%	1.4%	0.0%
26-38 weeks %	0.8%	1.3%	0.4%	1.3%	1.2%	0.0%	0.3%	1.2%	0.2%	0.2%	1.8%	1.3%
39-51 weeks %	0.2%	0.0%	0.5%	0.0%	1.0%	0.0%	0.0%	0.3%	0.0%	0.0%	0.7%	0.3%
52-78 weeks %	0.5%	0.8%	0.2%	1.3%	0.0%	0.0%	0.6%	0.6%	0.2%	0.4%	1.3%	0.0%
79-104 weeks %	0.4%	0.6%	0.2%	1.2%	0.0%	0.0%	0.3%	0.6%	0.0%	1.2%	0.2%	0.3%
More than 104 weeks %	1.3%	1.7%	1.0%	1.2%	0.9%	0.0%	2.9%	1.7%	1.0%	0.6%	0.9%	3.5%
<b>Total Long Covid</b>	<b>4.2%</b>	<b>4.8%</b>	<b>3.6%</b>	<b>5.7%</b>	<b>3.1%</b>	<b>1.7%</b>	<b>5.4%</b>	<b>4.9%</b>	<b>2.8%</b>	<b>2.8%</b>	<b>6.2%</b>	<b>5.5%</b>

## Tables

### Have your long covid symptoms reduced your ability to conduct your daily activities? (Jun '24)

[Current long covid: (Q1 = Yes & Q2 = 13 weeks or more)]

	Sex		Age					Region				
	Overall	Female	Male	18-34	35-44	45-54	55-64	65+	Dublin	Leinster	Munster	Connacht-Ulster
Unweighted	45	22	23	5	3	3	17	17	11	10	16	8
Weighted	43	25	18	13	6	3	9	11	8	8	17	10
Not at all	8%	2%	15%	0%	0%	31%	17%	6%	28%	0%	3%	6%
Reduced a little	50%	35%	71%	13%	100%	69%	53%	61%	31%	62%	51%	54%
Reduced a lot	42%	63%	15%	87%	0%	0%	30%	33%	41%	38%	46%	40%

[All current covid: (Q1=Yes)]

	Sex		Age					Region				
	Overall	Female	Male	18-34	35-44	45-54	55-64	65+	Dublin	Leinster	Munster	Connacht-Ulster
Unweighted	61	34	27	5	4	6	22	24	14	13	23	11
Weighted	57	37	21	13	9	8	12	16	10	10	25	12
Not at all	7%	2%	16%	0%	0%	14%	13%	9%	22%	0%	5%	5%
Reduced a little	52%	40%	72%	13%	71%	66%	60%	63%	45%	62%	49%	58%
Reduced a lot	41%	59%	13%	87%	29%	20%	28%	28%	32%	38%	47%	37%

Note: Weighted totals may not add up to the weighted totals due to rounding



## Tables

### What long covid symptoms have you experienced? (Where Q1=Yes) (Jun '24)

	Total/%	Sex		Age					Region			
		Female	Male	18-34	35-44	45-54	55-64	65+	Dublin	Leinster	Munster	Connacht-Ulster
Unweighted	61	34	27	5	4	6	22	24	14	13	23	11
Weighted	57	37	21	13	9	8	12	16	10	10	25	12
Fatigue	85%	86%	84%	100%	100%	85%	74%	73%	77%	75%	82%	100%
Shortness of breath	51%	51%	52%	36%	50%	71%	45%	61%	77%	38%	58%	29%
Sleep problems	40%	25%	65%	13%	71%	64%	50%	25%	58%	29%	29%	53%
Memory problems	46%	40%	55%	56%	71%	15%	40%	42%	49%	77%	31%	48%
Muscle ache	58%	64%	46%	78%	0%	70%	58%	65%	77%	61%	65%	20%

## Tables

What long covid symptoms have you experienced for 12 weeks or more? (Where Q1=Yes) (Jun '24)

	Sex		Age					Region				
	Total/%	Female	Male	18-34	35-44	45-54	55-64	65+	Dublin	Leinster	Munster	Connacht-Ulster
Unweighted	61	34	27	5	4	6	22	24	14	13	23	11
Weighted	57	37	21	13	9	8	12	16	10	10	25	12
Fatigue	86%	87%	85%	100%	100%	100%	75%	69%	83%	65%	90%	100%
Shortness of breath	36%	32%	44%	36%	22%	16%	37%	56%	65%	34%	41%	10%
Sleep problems	31%	21%	48%	13%	50%	29%	50%	21%	58%	23%	21%	38%
Memory problems	35%	30%	44%	33%	71%	0%	41%	30%	35%	71%	15%	48%
Muscle ache	41%	48%	29%	43%	0%	34%	48%	61%	53%	49%	42%	20%

# Q1 – In the past four weeks have you experienced symptoms of long Covid following a period of infection with Covid 19? (Apr '24)

	Sex			Age					Region					Class			Education			
	Total/%	Female	Male	18-34	35-44	45-54	55-64	65+	Dublin	Leinster	Munster	Connacht-Ulster	Middle Class	Working Class	Don't know	Less than leaving cert	Leaving cert	Post-LC qualif.	Third level degree	
Unweighted	1681	804	877	150	205	362	497	467	508	406	454	313	931	647	103	130	222	397	890	
Weighted	1681	827	854	322	133	288	458	480	468	442	464	307	870	704	107	253	405	390	625	
No %	84%	85%	83%	89%	84%	86%	81%	83%	86%	83%	81%	87%	86%	85%	65%	81%	82%	84%	87%	
Yes %	8%	8%	8%	5%	9%	7%	10%	9%	8%	8%	10%	6%	9%	8%	5%	9%	10%	8%	7%	
Not sure %	8%	7%	9%	6%	8%	8%	9%	8%	6%	9%	9%	7%	6%	7%	30%	10%	9%	7%	6%	

	Tenure					Income						Vote									
	Own outright	Own mortgage	Rent council	Rent privately	Other/Wit h parent	Under 20k	20-30k	30-50k	50-80k	Over 80k	Not said	Sinn Fein	Fine Gael	Fianna Fail	Green Party	Labour Party	Social Dems	SoI-PBP	Aontu	Indep & Oths	Unsure Nonvote
Unweighted	806	497	62	182	134	168	229	454	389	246	195	313	298	179	49	42	90	28	128	358	196
Weighted	792	404	60	251	174	215	268	500	338	172	186	380	307	228	56	48	88	27	65	256	225
No %	84%	89%	66%	86%	74%	81%	84%	84%	90%	84%	76%	83%	84%	86%	87%	88%	85%	73%	86%	84%	82%
Yes %	9%	7%	22%	7%	5%	9%	11%	8%	7%	8%	5%	8%	8%	5%	9%	11%	3%	17%	7%	8%	12%
Not sure %	7%	4%	12%	7%	21%	9%	5%	8%	3%	7%	18%	9%	7%	9%	4%	1%	12%	10%	7%	7%	6%

# Q1 – In the past four weeks have you experienced symptoms of long Covid following a period of infection with Covid 19? (Apr '24)

	News media														
	Do not pay attn	RTÉ TV/Radio	Virgin Media	The Journal	Irish Times	Irish Indep.	Daily Mail	Newstalk radio	Examiner	Mirror, Star, or Sun	Other online	Local paper	UK source	Gript	Other radio
Unweighted	42	899	247	327	415	421	54	336	117	22	354	106	346	193	186
Weighted	43	901	278	322	400	435	56	324	109	32	345	113	332	133	182
No %	66%	87%	84%	81%	85%	85%	87%	84%	84%	83%	85%	82%	85%	87%	80%
Yes %	12%	7%	7%	11%	6%	5%	8%	9%	13%	12%	8%	12%	9%	6%	11%
Not sure %	22%	6%	9%	8%	8%	10%	5%	7%	3%	5%	7%	6%	6%	7%	9%

	Social media									
	Twitter	Facebook	Instagram	TikTok	Reddit	YouTube	LinkedIn	Pinterest	Snapchat	None of these
Unweighted	582	1240	823	329	139	777	373	109	153	70
Weighted	539	1248	871	360	177	772	337	121	208	51
No %	88%	86%	86%	85%	86%	85%	89%	89%	86%	88%
Yes %	7%	8%	8%	8%	8%	7%	7%	6%	8%	9%
Not sure %	5%	6%	7%	7%	6%	8%	5%	5%	7%	4%

## Q2 – [If Yes] How long ago did these symptoms start? (Apr '24)

	Sex			Age					Region				Class			Education				
	Total/%	Female	Male	18-34	35-44	45-54	55-64	65+	Dublin	Leinster	Munster	Connacht-Ulster	Middle Class	Working Class	Don't know	Less than leaving	Leaving cert	Post-LC qualif.	Third level	
Unweighted	1681	804	877	150	205	362	497	467	508	406	454	313	931	647	103	130	222	397	890	
Weighted	1681	827	854	322	133	288	458	480	468	442	464	307	870	704	107	253	405	390	625	
less than 12 weeks %	26%	24%	27%	26%	36%	55%	13%	23%	26%	12%	38%	22%	31%	21%	17%	14%	20%	33%	31%	
13-25 weeks %	13%	12%	15%	17%	8%	7%	16%	14%	12%	10%	22%	1%	13%	11%	50%	0%	16%	25%	10%	
26-38 weeks %	9%	9%	9%	22%	0%	7%	8%	9%	21%	6%	0%	12%	12%	7%	0%	7%	5%	7%	16%	
39-51 weeks %	9%	11%	8%	18%	5%	2%	10%	10%	9%	11%	5%	18%	7%	14%	0%	18%	12%	5%	7%	
52-78 weeks %	13%	17%	9%	0%	16%	7%	11%	23%	11%	23%	10%	6%	14%	12%	17%	30%	10%	10%	10%	
79 - 104 weeks %	9%	11%	8%	0%	19%	6%	12%	9%	2%	22%	7%	7%	9%	10%	6%	0%	11%	16%	7%	
more than 104 weeks %	20%	16%	23%	17%	16%	17%	30%	12%	18%	16%	18%	34%	15%	26%	10%	31%	25%	5%	19%	

	Tenure					Income						Vote									
	Own outright	Own mortgage	Rent council	Rent privately	With parents	Under 20k	20-30k	30-50k	50-80k	Over 80k	Not said	Sinn Fein	Fine Gael	Fianna Fail	Green Party	Labour Party	Social Dems	Sol-PBP	Aontu	Indep & Oths	Unsure Nonvote
Unweighted	806	497	62	182	134	168	229	454	389	246	195	313	298	179	49	42	90	28	128	358	196
Weighted	792	404	60	251	174	215	268	500	338	172	186	380	307	228	56	48	88	27	65	256	225
less than 12 weeks %	27%	40%	2%	26%	12%	16%	22%	25%	45%	25%	20%	39%	12%	34%	64%	0%	59%	49%	27%	25%	11%
13-25 weeks %	15%	4%	9%	22%	24%	31%	8%	7%	16%	18%	8%	10%	4%	19%	23%	26%	41%	42%	0%	15%	14%
26-38 weeks %	8%	2%	22%	20%	0%	6%	3%	13%	12%	16%	0%	16%	6%	5%	13%	0%	0%	0%	3%	12%	7%
39-51 weeks %	5%	6%	35%	18%	0%	23%	0%	11%	10%	0%	19%	24%	0%	0%	0%	0%	0%	0%	18%	20%	2%
52-78 weeks %	18%	5%	18%	9%	0%	3%	32%	10%	0%	23%	8%	3%	17%	6%	0%	58%	0%	8%	29%	6%	23%
79 - 104 weeks %	9%	15%	0%	2%	25%	0%	13%	8%	15%	11%	7%	0%	23%	12%	0%	0%	0%	0%	0%	10%	12%
more than 104 weeks %	19%	28%	14%	3%	39%	21%	22%	26%	2%	7%	38%	7%	37%	23%	0%	15%	0%	0%	22%	11%	31%

## Q2 – [If Yes] How long ago did these symptoms start? (Apr '24)

	News media														
	Do not pay attn	RTÉ TV/Radio	Virgin Media	The Journal	Irish Times	Irish Independent	Daily Mail	Newstalk radio	Examiner	Mirror, Star, or Sun	Other online news	Local paper	UK source	Gript	Other local/national
Unweighted	42	899	247	327	415	421	54	336	117	22	354	106	346	193	186
Weighted	43	901	278	322	400	435	56	324	109	32	345	113	332	133	182
less than 12 weeks %	49%	25%	50%	25%	26%	11%	12%	32%	16%	25%	21%	27%	20%	30%	6%
13-25 weeks %	35%	12%	18%	17%	14%	22%	0%	13%	35%	0%	10%	0%	12%	6%	16%
26-38 weeks %	0%	12%	1%	8%	17%	22%	0%	10%	11%	0%	3%	0%	7%	0%	8%
39-51 weeks %	0%	11%	0%	10%	6%	6%	0%	8%	8%	15%	19%	13%	27%	0%	17%
52-78 weeks %	0%	13%	6%	18%	20%	13%	88%	2%	14%	60%	14%	0%	10%	17%	13%
79 - 104 weeks %	0%	9%	11%	3%	4%	13%	0%	21%	7%	0%	21%	10%	9%	0%	6%
more than 104 weeks %	16%	18%	14%	19%	13%	14%	0%	16%	9%	0%	11%	51%	16%	48%	33%

	Social media									
	Twitter	Facebook	Instagram	TikTok	Reddit	YouTube	LinkedIn	Pinterest	Snapchat	None of these
Unweighted	582	1240	823	329	139	777	373	109	153	70
Weighted	539	1248	871	360	177	772	337	121	208	51
less than 12 weeks %	25%	26%	31%	29%	21%	22%	23%	43%	23%	38%
13-25 weeks %	13%	13%	15%	6%	8%	13%	8%	40%	14%	23%
26-38 weeks %	16%	9%	10%	12%	20%	9%	6%	0%	29%	0%
39-51 weeks %	8%	10%	4%	4%	23%	16%	6%	0%	0%	13%
52-78 weeks %	9%	12%	13%	0%	0%	12%	15%	5%	0%	6%
79 - 104 weeks %	8%	12%	14%	10%	0%	3%	9%	5%	20%	19%
more than 104 weeks %	21%	18%	13%	39%	28%	25%	33%	7%	15%	0%

## Q3 - Have your long covid symptoms reduce your ability to conduct your daily activities? (Apr '24)

	Sex			Age					Region				Class			Education			
	Total/%	Female	Male	18-34	35-44	45-54	55-64	65+	Dublin	Leinster	Munster	Connacht-Ulster	Middle Class	Working Class	Don't know	Less than leaving cert	Post-LC qualif.	Third level	
Unweighted	1681	804	877	150	205	362	497	467	508	406	454	313	931	647	103	130	222	397	890
Weighted	1681	826.93	854.07	321.97	132.94	287.65	458.16	480.26	468.21	441.7	464.36	306.73	870.1	703.85	107.05	253.47	404.85	390.17	624.55
Not stated %	92%	92%	92%	95%	91%	93%	90%	91%	92%	92%	90%	94%	92%	92%	95%	91%	90%	92%	93%
Reduced a lot %	2%	2%	3%	3%	1%	1%	3%	2%	2%	2%	3%	2%	2%	2%	3%	2%	4%	2%	2%
A little %	5%	6%	4%	2%	7%	5%	6%	6%	6%	5%	7%	3%	6%	5%	3%	7%	5%	6%	4%
Not at all %	1%	0%	1%	0%	1%	1%	1%	1%	1%	1%	1%	0%	1%	1%	0%	0%	1%	1%	1%
<b>Q1 = Yes:</b>																			
Reduced a lot %	27%	19%	35%	52%	7%	16%	31%	24%	24%	25%	27%	41%	24%	30%	48%	25%	37%	19%	26%
A little %	64%	75%	54%	39%	84%	74%	60%	69%	70%	60%	67%	55%	68%	61%	52%	75%	50%	72%	67%
Not at all %	8%	6%	11%	9%	9%	10%	8%	7%	6%	15%	6%	4%	8%	10%	0%	0%	13%	9%	8%

	Tenure					Income						Vote									
	Own outright	Own mortgage	Rent council	Rent privately	Other/Wit h parent	Under 20k	20-30k	30-50k	50-80k	Over 80k	Not said	Sinn Fein	Fine Gael	Fianna Fail	Green Party	Labour Party	Social Dems	Sol-PBP	Aontu	Indep & Oths	Unsure Nonvote
Unweighted	806	497	62	182	134	168	229	454	389	246	195	313	298	179	49	42	90	28	128	358	196
Weighted	791.83	403.7	60.3	251.39	173.8	215.12	268.33	500.37	338.48	172.48	186.25	380.34	306.95	228.14	55.64	48.34	88.01	27.22	65.25	256.3	224.78
Not stated %	91%	93%	78%	93%	95%	91%	89%	92%	93%	92%	95%	92%	92%	95%	91%	89%	97%	83%	93%	92%	88%
Reduced a lot %	2%	2%	1%	3%	1%	5%	4%	1%	1%	1%	2%	1%	3%	2%	1%	0%	1%	15%	2%	2%	2%
A little %	6%	5%	21%	2%	3%	5%	5%	6%	5%	6%	4%	6%	5%	2%	8%	4%	2%	1%	4%	5%	10%
Not at all %	1%	0%	0%	2%	0%	0%	2%	0%	1%	1%	0%	1%	0%	0%	0%	6%	0%	0%	0%	1%	0%
<b>Q1 = Yes:</b>																					
Reduced a lot %	27%	28%	5%	45%	29%	50%	37%	17%	19%	18%	31%	17%	38%	47%	15%	0%	20%	92%	28%	29%	16%
A little %	65%	69%	95%	29%	71%	49%	47%	78%	68%	72%	69%	73%	56%	46%	85%	42%	80%	8%	65%	58%	84%
Not at all %	8%	4%	0%	26%	0%	1%	15%	5%	12%	10%	0%	9%	6%	6%	0%	58%	0%	0%	7%	12%	0%

### Q3 - Have your long covid symptoms reduce your ability to conduct your daily activities? (Apr '24)

	News media															
	Do not pay attn	RTÉ TV/Radio	Virgin Media	The Journal	Irish Times	Irish Indep.	Daily Mail	Newstalk radio	Examiner	Mirror, Star, or	Other online	Local paper	UK source	Gript	Other radio	
Unweighted	42	899	247	327	415	421	54	336	117	22	354	106	346	193	186	
Weighted	42.62	900.64	277.56	321.67	400	435.14	56.11	323.56	108.6	31.99	345.42	113.36	331.95	133.37	182.24	
Not stated %	88%	93%	93%	89%	94%	95%	92%	91%	87%	88%	92%	88%	91%	94%	89%	
Reduced a lot %	6%	2%	1%	3%	2%	2%	0%	2%	3%	5%	2%	8%	3%	2%	2%	
A little %	5%	5%	5%	7%	4%	3%	3%	6%	8%	7%	5%	4%	6%	4%	9%	
Not at all %	1%	1%	1%	1%	1%	0%	5%	1%	2%	0%	1%	0%	0%	0%	0%	
<b>Q1 = Yes:</b>																
Reduced a lot %	51%	23%	14%	28%	27%	36%	0%	21%	25%	40%	29%	64%	29%	28%	19%	
A little %	38%	67%	67%	66%	58%	59%	33%	67%	60%	60%	65%	36%	69%	72%	81%	
Not at all %	10%	10%	19%	6%	15%	5%	67%	11%	15%	0%	6%	0%	2%	0%	0%	

	Social media										
	Twitter	Facebook	Instagram	TikTok	Reddit	YouTube	LinkedIn	Pinterest	Snapchat	None of these	
Unweighted	582	1240	823	329	139	777	373	109	153	70	
Weighted	539.19	1247.8	871.48	360.11	176.65	772	336.89	120.99	208.17	51.26	
Not stated %	93%	92%	92%	92%	92%	93%	94%	94%	92%	91%	
Reduced a lot %	2%	2%	2%	3%	4%	2%	1%	2%	1%	3%	
A little %	5%	5%	6%	5%	3%	4%	5%	4%	7%	5%	
Not at all %	0%	1%	0%	0%	0%	0%	0%	0%	0%	1%	
<b>Q1 = Yes:</b>											
Reduced a lot %	29%	22%	22%	38%	57%	35%	20%	33%	11%	33%	
A little %	66%	69%	73%	56%	40%	60%	75%	67%	85%	61%	
Not at all %	5%	10%	5%	6%	2%	5%	4%	0%	4%	6%	



# Q4 – [Q1=Yes] What long Covid symptoms have you experienced? (Apr '24)

	Sex			Age					Region				Class			Education			
	Total/%	Female	Male	18-34	35-44	45-54	55-64	65+	Dublin	Leinster	Munster	Connacht-Ulster	Middle Class	Working Class	Don't know	Less than leaving cert	Leaving cert	Post-LC qualif.	Third level degree
Unweighted	1681	804	877	150	205	362	497	467	508	406	454	313	931	647	103	130	222	397	890
Weighted	1681	827	854	322	133	288	458	480	468	442	464	307	870	704	107	253	405	390	625
Not stated %	94%	94%	93%	98%	94%	95%	91%	93%	94%	94%	91%	96%	94%	93%	95%	91%	93%	94%	95%
Fatigue %	6%	6%	7%	2%	6%	5%	9%	7%	6%	6%	9%	4%	6%	7%	5%	9%	7%	6%	5%
Shortness of breath %	5%	5%	4%	2%	4%	4%	7%	4%	4%	5%	6%	2%	4%	5%	2%	6%	5%	4%	3%
Sleep problems %	4%	3%	4%	3%	4%	2%	5%	3%	4%	3%	4%	3%	3%	4%	3%	4%	4%	4%	3%
Memory problems %	4%	4%	4%	3%	2%	4%	4%	4%	4%	4%	4%	2%	5%	3%	3%	5%	3%	4%	3%
Muscle ache %	3%	4%	3%	2%	6%	2%	3%	4%	4%	4%	3%	2%	3%	4%	2%	4%	4%	3%	3%
None of the above %	0%	0%	1%	1%	1%	0%	0%	0%	0%	0%	1%	0%	0%	0%	0%	0%	0%	1%	1%
<b>Q1=Yes:</b>																			
Fatigue %	29%	27%	31%	18%	28%	30%	31%	32%	27%	26%	34%	29%	29%	30%	33%	32%	30%	29%	28%
Shortness of breath %	21%	23%	18%	13%	16%	21%	25%	20%	16%	25%	22%	16%	19%	23%	16%	21%	24%	19%	19%
Sleep problems %	16%	15%	17%	23%	16%	14%	17%	13%	18%	13%	14%	24%	16%	16%	21%	15%	16%	17%	16%
Memory problems %	17%	18%	17%	26%	9%	20%	15%	18%	20%	18%	16%	15%	21%	13%	17%	17%	15%	19%	18%
Muscle ache %	15%	16%	14%	12%	25%	14%	12%	17%	17%	16%	12%	16%	14%	16%	12%	14%	15%	13%	15%
None of the above %	2%	1%	3%	8%	6%	2%	0%	0%	2%	2%	2%	1%	2%	2%	0%	0%	0%	3%	3%

	Tenure					Income						Vote									
	Own outright	Own mortgage	Rent council	Rent privately	Other/Wit h parent	Under 20k	20-30k	30-50k	50-80k	Over 80k	Not said	Sinn Fein	Fine Gael	Fianna Fail	Green Party	Labour Party	Social Dems	SoI-PBP	Aontu	Indep & Oths	Unsure Nonvote
Unweighted	806	497	62	182	134	168	229	454	389	246	195	313	298	179	49	42	90	28	128	358	196
Weighted	792	404	60	251	174	215	268	500	338	172	186	380	307	228	56	48	88	27	65	256	225
Not stated %	93%	94%	83%	96%	97%	91%	93%	94%	94%	93%	96%	93%	93%	95%	95%	96%	98%	85%	93%	95%	90%
Fatigue %	7%	6%	17%	4%	3%	9%	7%	6%	6%	7%	4%	7%	7%	5%	5%	4%	2%	15%	7%	5%	10%
Shortness of breath %	5%	4%	11%	3%	3%	5%	7%	3%	4%	6%	3%	5%	4%	3%	2%	11%	1%	17%	5%	4%	6%
Sleep problems %	3%	4%	6%	5%	1%	6%	3%	4%	3%	3%	3%	4%	4%	1%	2%	4%	2%	15%	3%	3%	5%
Memory problems %	4%	2%	11%	4%	3%	5%	5%	4%	3%	3%	2%	3%	4%	1%	8%	2%	1%	17%	4%	3%	6%
Muscle ache %	3%	4%	13%	2%	3%	6%	3%	3%	3%	3%	1%	3%	3%	3%	3%	2%	1%	9%	4%	3%	4%
None of the above %	0%	0%	0%	1%	1%	0%	1%	1%	0%	0%	0%	0%	0%	0%	0%	0%	0%	0%	0%	1%	1%
<b>Q1=Yes:</b>																					
Fatigue %	32%	30%	29%	23%	23%	28%	28%	27%	32%	32%	32%	30%	30%	35%	26%	19%	25%	21%	30%	28%	31%
Shortness of breath %	22%	20%	19%	15%	22%	17%	25%	16%	22%	27%	24%	23%	16%	22%	11%	47%	9%	23%	21%	21%	19%
Sleep problems %	14%	19%	11%	25%	10%	19%	11%	19%	14%	14%	19%	17%	19%	10%	9%	19%	29%	21%	12%	15%	14%
Memory problems %	19%	12%	19%	20%	18%	16%	19%	20%	14%	15%	18%	15%	19%	10%	40%	7%	21%	23%	19%	14%	19%
Muscle ache %	12%	18%	22%	11%	18%	20%	12%	15%	17%	11%	6%	14%	13%	23%	14%	7%	17%	12%	18%	18%	14%
None of the above %	1%	1%	0%	5%	8%	0%	4%	3%	0%	1%	0%	1%	1%	0%	0%	0%	0%	0%	0%	4%	3%

Ireland Thinks.

# Q4 – [Q1=Yes] What long Covid symptoms have you experienced? (Apr '24)

	News media														
	Do not pay attn	RTÉ TV/Radio	Virgin Media	The Journal	Irish Times	Irish Indep.	Daily Mail	Newstalk radio	Examiner	Mirror, Star, or Sun	Other online	Local paper	UK source	Gript	Other radio
Unweighted	42	899	247	327	415	421	54	336	117	22	354	106	346	193	186
Weighted	43	901	278	322	400	435	56	324	109	32	345	113	332	133	182
Not stated %	88%	95%	94%	91%	95%	96%	97%	93%	92%	89%	95%	88%	94%	95%	91%
Fatigue %	12%	5%	6%	9%	5%	4%	3%	7%	8%	11%	5%	12%	6%	5%	9%
Shortness of breath %	2%	4%	5%	7%	3%	2%	8%	6%	4%	5%	5%	10%	5%	3%	8%
Sleep problems %	11%	3%	3%	5%	3%	3%	0%	4%	5%	3%	3%	8%	4%	2%	4%
Memory problems %	2%	4%	3%	5%	4%	2%	2%	3%	5%	7%	3%	4%	4%	4%	7%
Muscle ache %	6%	2%	1%	6%	3%	1%	1%	3%	5%	7%	4%	5%	4%	3%	6%
None of the above %	0%	0%	1%	0%	0%	0%	0%	0%	1%	0%	1%	1%	0%	1%	1%
<b>Q1=Yes:</b>															
Fatigue %	36%	28%	33%	29%	30%	31%	20%	30%	30%	32%	24%	29%	25%	27%	26%
Shortness of breath %	6%	20%	27%	21%	17%	18%	60%	25%	14%	15%	22%	25%	23%	16%	24%
Sleep problems %	32%	18%	16%	15%	14%	22%	0%	16%	19%	9%	17%	21%	18%	10%	12%
Memory problems %	6%	20%	15%	16%	23%	17%	13%	12%	19%	22%	15%	10%	19%	23%	19%
Muscle ache %	20%	13%	7%	18%	15%	11%	7%	15%	17%	22%	19%	13%	15%	15%	16%
None of the above %	0%	1%	3%	1%	0%	0%	0%	2%	2%	0%	3%	1%	1%	8%	3%

	Social media									
	Twitter	Facebook	Instagram	TikTok	Reddit	YouTube	LinkedIn	Pinterest	Snapchat	None of these
Unweighted	582	1240	823	329	139	777	373	109	153	70
Weighted	539	1248	871	360	177	772	337	121	208	51
Not stated %	95%	94%	94%	94%	96%	95%	94%	94%	95%	93%
Fatigue %	5%	6%	6%	6%	4%	5%	6%	6%	5%	7%
Shortness of breath %	4%	5%	4%	6%	4%	3%	3%	3%	3%	5%
Sleep problems %	4%	3%	4%	4%	3%	4%	3%	1%	2%	4%
Memory problems %	4%	3%	4%	3%	3%	3%	4%	2%	3%	5%
Muscle ache %	3%	3%	3%	5%	3%	3%	2%	1%	4%	5%
None of the above %	1%	0%	0%	1%	0%	1%	1%	0%	1%	0%
<b>Q1=Yes:</b>										
Fatigue %	26%	31%	29%	26%	26%	28%	30%	48%	28%	28%
Shortness of breath %	21%	24%	20%	23%	22%	18%	18%	22%	18%	18%
Sleep problems %	18%	14%	17%	15%	20%	18%	15%	7%	10%	14%
Memory problems %	18%	16%	19%	13%	15%	17%	22%	15%	18%	18%
Muscle ache %	13%	14%	15%	19%	16%	16%	11%	9%	21%	21%
None of the above %	4%	1%	0%	4%	1%	3%	4%	0%	6%	0%

Ireland Thinks.

# Q5 – What long Covid symptoms have you experienced for 12 weeks or more? (Apr '24)

	Sex			Age					Region				Class			Education			
	Total/%	Female	Male	18-34	35-44	45-54	55-64	65+	Dublin	Leinster	Munster	Connacht-Ulster	Middle Class	Working Class	Don't know	Less than leaving	Leaving cert	Post-LC qualif.	Third level
Unweighted	1681	804	877	150	205	362	497	467	508	406	454	313	931	647	103	130	222	397	890
Weighted	1681	827	854	322	133	288	458	480	468	442	464	307	870	704	107	253	405	390	625
Not stated %	94%	94%	94%	97%	94%	95%	91%	94%	95%	94%	92%	96%	94%	94%	95%	93%	93%	94%	95%
Fatigue %	6%	6%	6%	3%	6%	5%	9%	6%	5%	6%	8%	4%	6%	6%	5%	7%	7%	6%	5%
Shortness of breath %	4%	5%	3%	2%	3%	3%	7%	4%	4%	5%	6%	2%	4%	5%	2%	6%	6%	4%	3%
Sleep problems %	4%	3%	4%	3%	2%	3%	5%	3%	3%	3%	4%	3%	3%	4%	3%	5%	4%	3%	3%
Memory problems %	3%	4%	3%	3%	1%	3%	3%	4%	3%	4%	3%	2%	4%	3%	3%	5%	2%	4%	3%
Muscle ache %	3%	3%	3%	1%	5%	3%	3%	4%	3%	3%	3%	3%	3%	3%	3%	4%	4%	3%	2%
None of the above %	1%	0%	1%	1%	2%	1%	0%	0%	1%	0%	2%	0%	1%	1%	0%	1%	0%	1%	1%
<b>If Q1=Yes</b>																			
Fatigue %	29%	26%	31%	26%	29%	26%	32%	27%	26%	28%	31%	29%	28%	29%	31%	26%	30%	29%	28%
Shortness of breath %	20%	24%	17%	14%	14%	16%	27%	19%	19%	24%	22%	13%	18%	23%	15%	21%	25%	18%	17%
Sleep problems %	17%	16%	18%	25%	12%	15%	17%	15%	17%	15%	15%	23%	15%	19%	20%	18%	18%	16%	15%
Memory problems %	15%	17%	14%	21%	7%	17%	11%	20%	18%	16%	13%	15%	19%	12%	16%	17%	10%	17%	18%
Muscle ache %	15%	15%	15%	7%	26%	19%	11%	18%	16%	16%	12%	19%	15%	14%	18%	14%	17%	14%	14%
None of the above %	4%	2%	6%	8%	12%	7%	1%	2%	4%	2%	6%	2%	5%	3%	0%	3%	0%	5%	7%

	Tenure					Income						Vote									
	Own outright	Own mortgage	Rent council	Rent privately	Other/Wit h parent	Under 20k	20-30k	30-50k	50-80k	Over 80k	Not said	Sinn Fein	Fine Gael	Fianna Fail	Green Party	Labour Party	Social Dems	Sol-PBP	Aontu	Indep & Oths	Unsure Nonvote
Unweighted	806	497	62	182	134	168	229	454	389	246	195	313	298	179	49	42	90	28	128	358	196
Weighted	792	404	60	251	174	215	268	500	338	172	186	380	307	228	56	48	88	27	65	256	225
Not stated %	94%	95%	85%	95%	97%	91%	94%	94%	94%	93%	96%	94%	94%	96%	95%	96%	99%	85%	94%	94%	92%
Fatigue %	6%	5%	15%	5%	3%	9%	6%	6%	6%	7%	4%	7%	6%	4%	5%	4%	1%	15%	6%	6%	8%
Shortness of breath %	5%	3%	15%	3%	3%	5%	7%	3%	4%	5%	3%	5%	3%	3%	2%	11%	1%	17%	4%	3%	6%
Sleep problems %	4%	3%	6%	5%	1%	5%	4%	4%	2%	2%	2%	4%	4%	1%	2%	4%	1%	15%	3%	3%	5%
Memory problems %	4%	1%	6%	4%	1%	4%	5%	3%	2%	2%	2%	3%	4%	1%	8%	2%	1%	17%	4%	2%	5%
Muscle ache %	3%	3%	11%	1%	3%	7%	3%	3%	3%	2%	1%	3%	3%	3%	3%	2%	1%	9%	3%	2%	4%
None of the above %	1%	1%	0%	1%	1%	0%	1%	1%	0%	1%	1%	0%	1%	0%	1%	0%	1%	0%	0%	1%	2%
<b>If Q1=Yes</b>																					
Fatigue %	28%	31%	28%	29%	24%	28%	24%	28%	32%	35%	30%	29%	30%	33%	24%	19%	19%	21%	29%	36%	26%
Shortness of breath %	21%	19%	27%	15%	23%	17%	26%	16%	22%	26%	22%	23%	15%	23%	10%	47%	10%	23%	19%	20%	19%
Sleep problems %	16%	16%	12%	25%	10%	18%	15%	21%	12%	13%	18%	19%	19%	7%	8%	19%	19%	21%	12%	15%	17%
Memory problems %	19%	8%	11%	19%	11%	14%	18%	17%	13%	11%	15%	12%	19%	10%	36%	7%	9%	23%	20%	10%	18%
Muscle ache %	13%	19%	22%	5%	24%	22%	12%	14%	19%	8%	6%	15%	14%	24%	15%	7%	19%	12%	16%	13%	14%
None of the above %	2%	7%	0%	6%	8%	1%	5%	4%	2%	7%	8%	2%	3%	3%	7%	0%	24%	0%	2%	6%	6%

Ireland Thinks.

**Q1.** In the past four weeks have you experienced symptoms of long Covid following a period of infection with Covid 19?  
(Jul '23)

		Sex		Region				Education			
	Total/%	Female	Male	Dublin	Leinster	Munster	Connacht-Ulster	Less than Leaving Cert	Leaving Cert	Post-LC Qualif.	Third Level Degree
Weighted	1004	507	497	281	271	271	181	151	261	231	361
No %	86%	83%	87%	88%	82%	87%	84%	85%	89%	85%	83%
Yes %	7%	9%	6%	5%	11%	6%	9%	8%	5%	7%	10%
Not sure %	7%	8%	6%	7%	7%	7%	8%	7%	6%	8%	7%

		Age					Income				
	Total/%	18-34	35-44	45-54	55-64	65+	High	Middle-High	Middle-Low	Low	Not said
Weighted	1004	217	198	191	172	227	145	148	406	274	31
No %	86%	78%	86%	84%	89%	89%	92%	84%	87%	79%	86%
Yes %	7%	9%	8%	10%	6%	5%	3%	10%	7%	10%	8%
Not sure %	7%	12%	6%	6%	5%	6%	4%	6%	6%	11%	6%

## Q2. [If yes] How long ago did these symptoms start? (Jul '23)

Apply a lot of caution on these numbers, sample sizes are very low

	Sex		Region				Education				
	Total/%	Female	Male	Dublin	Leinster	Munster	Connacht-Ulster	Less than Leaving Cert	Leaving Cert	Post-LC Qualif.	Third Level Degree
less than 12 weeks %	27%	16%	41%	24%	19%	54%	21%	15%	42%	29%	26%
13-25 weeks %	20%	19%	21%	20%	25%	13%	20%	32%	8%	24%	18%
26-38 weeks %	13%	18%	8%	14%	13%	16%	10%	8%	25%	7%	13%
39-51 weeks %	9%	10%	9%	20%	12%	3%	4%	13%	4%	12%	8%
52-78 weeks %	11%	12%	10%	8%	7%	5%	20%	10%	4%	6%	16%
79 - 104 weeks %	9%	11%	6%	6%	14%	3%	9%	0%	3%	14%	12%
More than 104 weeks %	9%	13%	4%	7%	10%	3%	14%	21%	13%	6%	5%
Unsure	1%	1%	0%	0%	0%	2%	2%	0%	0%	1%	1%

	Age					Income					
	Total/%	18-34	35-44	45-54	55-64	65+	High	Middle-High	Middle-Low	Low	Not said
less than 12 weeks %	27%	21%	34%	29%	22%	30%	34%	36%	23%	15%	40%
13-25 weeks %	20%	20%	22%	15%	24%	18%	20%	16%	22%	21%	0%
26-38 weeks %	13%	14%	7%	11%	25%	12%	13%	14%	7%	11%	60%
39-51 weeks %	9%	6%	16%	13%	3%	10%	5%	14%	10%	15%	0%
52-78 weeks %	11%	12%	9%	7%	6%	19%	5%	9%	15%	13%	0%
79 - 104 weeks %	9%	15%	10%	9%	7%	1%	14%	2%	12%	18%	0%
More than 104 weeks %	9%	10%	2%	13%	10%	9%	8%	7%	8%	6%	0%
Unsure	1%	0%	0%	0%	1%	0%	0%	1%	2%	0%	0%

**Q3.** Have your long-covid symptoms reduce your ability to conduct your daily activities? (Jul '23)

Apply a lot of caution on these numbers, sample sizes are very low

	Sex		Region				Education				
	Total/%	Female	Male	Dublin	Leinster	Munster	Connacht-Ulster	Less than Leaving Cert	Leaving Cert	Post-LC Qualif.	Third Level Degree
Reduced a lot %	13%	13%	13%	12%	18%	11%	6%	34%	2%	5%	10%
A little %	63%	62%	64%	79%	65%	64%	48%	37%	66%	78%	66%
Not at all %	24%	25%	23%	9%	18%	25%	46%	29%	37%	18%	24%

	Age					Income					
	Total/%	18-34	35-44	45-54	55-64	65+	High	Middle-High	Middle-Low	Low	Not said
Reduced a lot %	13%	5%	7%	14%	14%	23%	5%	18%	6%	17%	13%
A little %	63%	72%	60%	62%	56%	55%	71%	49%	69%	60%	39%
Not at all %	24%	23%	33%	24%	30%	22%	25%	33%	28%	23%	48%

## Q4 What long Covid symptoms have you experienced? (Select all that apply) (Jul '23)

Apply a lot of caution on these numbers, sample sizes are very low

	Sex		Region					Education		
	Total/%	Female	Male	Dublin	Leinster	Munster	Connacht-Ulster	Less than Leaving Cert	Leaving Cert	Post-LC Qualif.
Fatigue	71%	79%	63%	79%	64%	63%	77%	63%	63%	85%
Shortness of breath	54%	57%	51%	41%	58%	69%	51%	58%	50%	53%
Sleep problems	50%	49%	50%	58%	48%	52%	36%	49%	47%	43%
Memory problems	40%	53%	29%	40%	45%	30%	39%	27%	16%	49%
Muscle ache	39%	44%	34%	48%	36%	26%	42%	41%	28%	49%

	Age					Income				
	Total/%	18-34	35-44	45-54	55-64	65+	High	Middle-High	Middle-Low	Low
Fatigue	71%	73%	69%	72%	74%	52%	80%	73%	68%	68%
Shortness of breath	54%	53%	31%	75%	66%	50%	44%	51%	62%	53%
Sleep problems	50%	49%	51%	47%	57%	42%	52%	45%	64%	44%
Memory problems	40%	43%	43%	33%	56%	16%	21%	46%	38%	44%
Muscle ache	39%	51%	42%	25%	40%	12%	23%	47%	30%	43%

## Q4 What long-Covid symptoms have you experienced for 12 weeks or more? (Select all that apply) (Jul '23)

Apply a lot of caution on these numbers, sample sizes are very low

	Sex		Region				Education			
	Total/%	Female	Male	Dublin	Leinster	Munster	Connacht-Ulster	Less than Leaving Cert	Leaving Cert	Post-LC Qualif.
Fatigue	68%	76%	61%	85%	61%	66%	56%	45%	74%	96%
Shortness of breath	50%	54%	47%	49%	47%	58%	53%	45%	58%	62%
Sleep problems	42%	46%	38%	54%	42%	26%	37%	41%	38%	54%
Memory problems	39%	44%	36%	39%	36%	38%	50%	32%	32%	45%
Muscle ache	35%	41%	30%	51%	34%	18%	26%	14%	48%	54%

	Age					Income				
	Total/%	18-34	35-44	45-54	55-64	65+	High	Middle-High	Middle-Low	Low
Fatigue	68%	79%	74%	48%	62%	74%	59%	69%	32%	90%
Shortness of breath	50%	47%	48%	52%	54%	65%	24%	55%	29%	67%
Sleep problems	42%	53%	38%	38%	29%	44%	25%	39%	27%	58%
Memory problems	39%	51%	47%	35%	16%	10%	24%	45%	13%	55%
Muscle ache	35%	46%	42%	14%	32%	35%	28%	43%	11%	45%



# 'In the past four weeks have you experienced symptoms of long Covid following a period of infection with Covid 19?' (Nov '22)

		Sex		Age						Region				Housing				
	Total/%	Female	Male	18-24	25-34	35-44	45-54	55-64	65+	Dublin	Leinster	Munster	Connacht-Ulster	Own	Mortgage	Rent council	Rent private	Other
Weighted	1328	673	655	104	173	109	240	338	364	364	348	366	250	604	298	66	223	138
No %	85%	83%	88%	84%	79%	85%	84%	88%	87%	84%	84%	87%	88%	88%	85%	85%	79%	84%
Yes %	9%	11%	8%	9%	11%	9%	12%	9%	8%	9%	12%	9%	7%	8%	11%	9%	12%	10%
Not sure %	5%	6%	5%	8%	10%	6%	4%	3%	5%	7%	5%	4%	6%	4%	4%	6%	9%	7%

	Education				Class			Religion				Vote						
	Leaving cert	Less than leaving	Post-LC qual.	Third level degree	Middle Class	Working Class	Other	Catholic	No Religion	Other	Unsure/Not said	Fine Gael	Fianna Fáil	Sinn Féin	Other Left	Indep & Oths	Unsure/Nonvote	Not said
Weighted	323	265	222	519	646	628	54	836	298	145	49	230	197	384	110	109	175	124
No %	88%	90%	83%	82%	86%	85%	87%	87%	85%	80%	75%	86%	91%	85%	71%	89%	83%	91%
Yes %	8%	7%	10%	12%	10%	10%	4%	9%	7%	17%	14%	11%	8%	10%	11%	10%	9%	6%
Not sure %	5%	3%	7%	6%	5%	6%	9%	4%	8%	3%	11%	3%	1%	6%	18%	1%	8%	3%

## Q2. “If yes, how long ago did these symptoms start?”

### Those that said Yes to Q1 (Nov ‘22)

	Sex			Age						Region				Housing				
	Total/%	Female	Male	18-24	25-34	35-44	45-54	55-64	65+	Dublin	Leinster	Munster	Connacht-Ulster	Own	Mortgage	Rent council	Rent private	Other
Weighted	124	75	49	9	19	10	29	29	28	32	41	34	17	47	32	6	26	14
Less than 12 weeks %	32%	28%	40%	0%	33%	41%	32%	40%	33%	30%	22%	40%	46%	43%	26%	21%	13%	53%
13-25 weeks %	20%	24%	14%	25%	17%	9%	14%	16%	33%	17%	21%	19%	22%	19%	21%	0%	35%	0%
25-38 weeks %	13%	15%	11%	0%	38%	4%	17%	11%	2%	16%	6%	19%	16%	10%	22%	0%	6%	22%
39 – 51 weeks %	7%	5%	10%	0%	5%	22%	15%	3%	2%	6%	9%	6%	9%	3%	10%	30%	9%	3%
52 – 78 weeks %	11%	4%	22%	31%	0%	13%	13%	20%	0%	14%	17%	3%	7%	12%	7%	21%	18%	0%
78 – 104 weeks %	5%	7%	2%	44%	0%	6%	0%	2%	4%	0%	12%	4%	0%	1%	0%	28%	15%	0%
More than 104 weeks %	10%	15%	1%	0%	0%	6%	7%	6%	27%	16%	13%	4%	1%	12%	11%	0%	0%	22%
Unsure %	2%	3%	0%	0%	7%	0%	1%	2%	0%	1%	0%	6%	0%	0%	3%	0%	5%	0%

	Education				Class			Religion				Party Support						
	Less than leaving cert	Leaving cert	Post-LC qualif.	Third level degree	Middle Class	Working Class	Unsure	Catholic	No Religion	Other	Unsure/ Not said	Fine Gael	Fianna Fáil	Sinn Féin	Other Left	Indep & Oths	Unsure/ Nonvote	Not said
Weighted	18	24	22	61	61	60	2	73	20	24	7	25	16	38	12	13	17	5
Less than 12 weeks %	15%	68%	37%	21%	39%	27%	0%	37%	30%	27%	5%	26%	29%	36%	33%	52%	27%	12%
13-25 weeks %	23%	6%	14%	26%	19%	20%	32%	18%	22%	22%	17%	6%	29%	33%	0%	20%	11%	30%
25-38 weeks %	0%	10%	5%	22%	14%	13%	0%	8%	11%	20%	48%	24%	4%	19%	9%	0%	3%	22%
39 – 51 weeks %	0%	0%	8%	12%	3%	10%	36%	3%	19%	11%	10%	2%	10%	6%	14%	19%	2%	0%
52 – 78 weeks %	22%	12%	6%	9%	7%	15%	0%	12%	11%	12%	0%	18%	3%	5%	10%	0%	31%	9%
78 – 104 weeks %	0%	4%	19%	2%	8%	3%	0%	8%	0%	0%	0%	0%	0%	0%	33%	0%	13%	0%
More than 104 weeks %	40%	0%	8%	5%	9%	9%	32%	12%	0%	7%	20%	23%	25%	1%	0%	6%	8%	0%
Unsure %	0%	0%	3%	3%	1%	3%	0%	2%	6%	0%	0%	0%	0%	0%	0%	3%	4%	28%

## Q2. "If yes, how long ago did these symptoms start?"

**Those that said Yes/Unsure to Q1** (Nov '22)

	Sex			Age						Region				Housing				
	Total/%	Female	Male	18-24	25-34	35-44	45-54	55-64	65+	Dublin	Leinster	Munster	Connac ht-Ulster	Own	Mortgag e	Rent council	Rent private	Other
Weighted	189	113	76	14	37	15	37	40	46	58	54	47	30	71	44	10	44	21
Less than 12 weeks %	23%	21%	26%	17%	17%	27%	25%	30%	20%	21%	17%	31%	26%	30%	19%	12%	8%	45%
13 - 25 weeks %	13%	16%	9%	17%	9%	5%	11%	13%	21%	10%	17%	14%	14%	13%	15%	6%	21%	0%
25 - 38 weeks %	9%	10%	8%	0%	20%	3%	14%	8%	3%	9%	4%	15%	9%	7%	16%	0%	4%	18%
39 - 51 weeks %	8%	6%	12%	0%	18%	13%	16%	2%	1%	6%	14%	6%	7%	2%	9%	26%	18%	2%
52 - 78 weeks %	7%	3%	14%	21%	0%	8%	10%	14%	0%	8%	13%	2%	4%	8%	5%	12%	11%	0%
78 - 104 weeks %	5%	5%	7%	30%	11%	4%	0%	2%	2%	7%	9%	3%	0%	1%	0%	16%	18%	0%
More than 104 weeks %	6%	10%	1%	0%	0%	3%	5%	5%	17%	9%	10%	3%	1%	8%	8%	0%	0%	14%
Unsure %	27%	30%	24%	16%	26%	36%	19%	27%	36%	32%	16%	27%	40%	32%	28%	28%	22%	20%

	Education				Class			Religion				Vote						
	Leaving cert	Less than leaving	Post-LC qual.	Third level degree	Middle Class	Working Class	Other	Catholic	No Religion	Other	Unsure/ Not said	Fine Gael	Fianna Fáil	Sinn Féin	Other Left	Indep & Oths	Unsure/ Nonvote	Not said
Weighted	40	26	36	88	91	92	7	109	40	29	12	32	19	58	28	12	29	11
Less than 12 weeks %	42%	10%	22%	19%	29%	18%	9%	28%	15%	23%	3%	20%	25%	23%	15%	47%	19%	33%
13 - 25 weeks %	3%	16%	8%	19%	14%	13%	10%	12%	13%	19%	10%	5%	24%	22%	0%	10%	6%	28%
25 - 38 weeks %	6%	0%	5%	15%	11%	9%	0%	6%	6%	20%	28%	21%	3%	13%	4%	0%	2%	9%
39 - 51 weeks %	10%	0%	5%	12%	3%	14%	11%	7%	13%	9%	6%	2%	9%	6%	21%	33%	3%	0%
52 - 78 weeks %	7%	15%	3%	6%	5%	10%	0%	8%	6%	10%	0%	14%	2%	3%	4%	0%	18%	4%
78 - 104 weeks %	13%	0%	11%	1%	5%	6%	0%	9%	0%	0%	0%	0%	0%	0%	29%	0%	8%	0%
More than 104 weeks %	0%	28%	5%	4%	6%	6%	10%	8%	0%	6%	12%	18%	22%	0%	0%	6%	5%	0%
Unsure %	19%	31%	40%	25%	28%	25%	60%	22%	48%	13%	41%	21%	15%	33%	28%	3%	41%	26%

## Q2. "If yes, how long ago did these symptoms start?"

As a % of the overall population (Nov '22)

	Sex			Age						Region				Housing				
	Total/%	Female	Male	18-24	25-34	35-44	45-54	55-64	65+	Dublin	Leinster	Munster	Connacht-Ulster	Own	Mortgage	Rent council	Rent private	Other
Weighted	1328	673	655	104	173	109	240	338	364	364	348	366	250	604	298	66	223	138
Less than 12 weeks %	3%	4%	3%	2%	4%	4%	4%	4%	3%	3%	3%	4%	3%	3%	3%	2%	1%	7%
13 - 25 weeks %	2%	3%	1%	2%	2%	1%	2%	1%	3%	2%	3%	2%	2%	2%	2%	1%	4%	0%
25 - 38 weeks %	1%	2%	1%	0%	4%	0%	2%	1%	0%	1%	1%	2%	1%	1%	2%	0%	1%	3%
39 - 51 weeks %	1%	1%	1%	0%	4%	2%	2%	0%	0%	1%	2%	1%	1%	0%	1%	4%	3%	0%
52 - 78 weeks %	1%	0%	2%	3%	0%	1%	2%	2%	0%	1%	2%	0%	0%	1%	1%	2%	2%	0%
78 - 104 weeks %	1%	1%	1%	4%	2%	1%	0%	0%	0%	1%	1%	0%	0%	0%	0%	2%	4%	0%
More than 104 weeks %	1%	2%	0%	0%	0%	0%	1%	1%	2%	1%	2%	0%	0%	1%	1%	0%	0%	2%
Unsure %	4%	5%	3%	2%	5%	5%	3%	3%	5%	5%	2%	3%	5%	4%	4%	4%	4%	3%

	Education				Class			Religion				Vote						
	Leaving cert	Less than LC	Post-LC qual.	Third level degree	Middle Class	Working Class	Other	Catholic	No Religion	Other	Unsure/ Not said	Fine Gael	Fianna Fáil	Sinn Féin	Other Left	Indep & Oths	Unsure/ Nonvote	Not said
Weighted	323	265	222	519	646	628	54	836	298	145	49	230	197	384	110	109	175	124
Less than 12 weeks %	5%	1%	4%	3%	4%	3%	1%	4%	2%	5%	1%	3%	2%	4%	4%	5%	3%	3%
13 - 25 weeks %	0%	2%	1%	3%	2%	2%	1%	2%	2%	4%	2%	1%	2%	3%	0%	1%	1%	3%
25 - 38 weeks %	1%	0%	1%	3%	1%	1%	0%	1%	1%	4%	7%	3%	0%	2%	1%	0%	0%	1%
39 - 51 weeks %	1%	0%	1%	2%	0%	2%	1%	1%	2%	2%	1%	0%	1%	1%	5%	4%	0%	0%
52 - 78 weeks %	1%	1%	1%	1%	1%	1%	0%	1%	1%	2%	0%	2%	0%	0%	1%	0%	3%	0%
78 - 104 weeks %	2%	0%	2%	0%	1%	1%	0%	1%	0%	0%	0%	0%	0%	0%	7%	0%	1%	0%
More than 104 weeks %	0%	3%	1%	1%	1%	1%	1%	1%	0%	1%	3%	2%	2%	0%	1%	1%	1%	0%
Unsure %	2%	3%	7%	4%	4%	4%	8%	3%	6%	3%	10%	3%	1%	5%	7%	0%	7%	2%

### Q3. “Have your long Covid symptoms reduce your ability to conduct your daily activities?” Those that said Yes (Nov ‘22)

	Sex			Age						Region				Housing				
	Total/%	Female	Male	18-24	25-34	35-44	45-54	55-64	65+	Dublin	Leinster	Munster	Connacht-Ulster	Own	Mortgage	Rent council	Rent private	Other
Weighted	122	74	49	9	19	10	29	29	26	32	41	32	17	45	32	6	26	14
Yes, my ability to conduct my daily activities was reduced by a lot %	16%	16%	14%	0%	0%	10%	14%	19%	33%	15%	21%	10%	16%	24%	3%	30%	10%	25%
Yes, my ability to conduct my daily activities was reduced by a little %	63%	64%	61%	100%	85%	53%	64%	48%	53%	82%	66%	59%	27%	42%	81%	71%	79%	57%
No, my ability to conduct my daily activities was not reduced at all %	16%	15%	16%	0%	15%	29%	15%	29%	3%	1%	8%	22%	50%	21%	16%	0%	8%	18%
I have not experienced 'long Covid' symptoms %	6%	4%	9%	0%	0%	8%	8%	4%	11%	2%	5%	9%	7%	14%	0%	0%	3%	0%

	Education				Class			Religion				Party Support						
	Less than leaving cert	Leaving cert	Post-LC qual.	Third level degree	Middle Class	Working Class	Unsure	Catholic	No Religion	Other.y	Unsure/N ot said	Fine Gael	Fianna Fáil	Sinn Féin	Other Left	Indep & Oths	Unsure/N onvote	Not said
Weighted	18	23	22	61	62	59	2	72	20	24	7	25	14	38	12	13	16	5
Yes, my ability to conduct my daily activities was reduced by a lot %	62%	3%	2%	12%	8%	24%	12%	20%	6%	11%	10%	17%	35%	5%	6%	27%	25%	0%
Yes, my ability to conduct my daily activities was reduced by a little %	23%	47%	83%	74%	70%	55%	88%	51%	86%	74%	85%	67%	61%	76%	64%	27%	57%	60%
No, my ability to conduct my daily activities was not reduced at all %	15%	25%	12%	13%	14%	17%	0%	20%	9%	12%	5%	5%	4%	13%	30%	28%	18%	40%
I have not experienced 'long Covid' symptoms %	0%	25%	3%	1%	8%	4%	0%	9%	0%	3%	0%	10%	0%	6%	0%	18%	0%	0%

### Q3. “Have your long Covid symptoms reduce your ability to conduct your daily activities?”

**Those that said Yes/Unsure to Q1** (Nov ‘22)

	Sex			Age						Region				Housing				
	Total/%	Female	Male	18-24	25-34	35-44	45-54	55-64	65+	Dublin	Leinster	Munster	Connacht-Ulster	Own	Mortgage	Rent council	Rent private	Other
Weighted	189	110	79	15	37	16	38	40	44	58	58	43	31	69	45	10	45	20
Yes, my ability to conduct my daily activities was reduced by a lot %	10%	11%	9%	0%	0%	9%	11%	14%	19%	9%	15%	7%	9%	15%	3%	17%	6%	17%
Yes, my ability to conduct my daily activities was reduced by a little %	54%	56%	52%	61%	79%	42%	58%	42%	43%	62%	61%	50%	32%	35%	62%	67%	75%	48%
No, my ability to conduct my daily activities was not reduced at all %	16%	15%	16%	0%	8%	30%	15%	28%	11%	11%	8%	22%	31%	23%	20%	0%	5%	14%
I have not experienced 'long Covid' symptoms %	20%	18%	23%	39%	14%	19%	16%	16%	27%	19%	16%	21%	27%	27%	15%	16%	15%	21%

	Education				Class			Religion				Vote						
	Leaving cert	Less than LC	Post-LC qual.	Third level degree	Middle Class	Working Class	Other	Catholic	No Religion	Other	Unsure/ Not said	Fine Gael	Fianna Fáil	Sinn Féin	Other Left	Indep & Oths	Unsure/ Nonvote	Not said
Weighted	38	26	34	92	91	94	5	105	44	29	12	32	17	57	32	12	29	11
Yes, my ability to conduct my daily activities was reduced by a lot %	2%	43%	1%	9%	6%	16%	6%	14%	4%	9%	6%	14%	29%	3%	4%	21%	14%	9%
Yes, my ability to conduct my daily activities was reduced by a little %	49%	16%	68%	62%	58%	50%	53%	47%	59%	76%	48%	61%	50%	60%	56%	37%	47%	41%
No, my ability to conduct my daily activities was not reduced at all %	31%	10%	11%	13%	19%	12%	17%	19%	14%	12%	3%	9%	12%	16%	11%	23%	23%	25%
I have not experienced 'long Covid' symptoms %	19%	31%	20%	17%	17%	22%	25%	20%	23%	3%	44%	16%	9%	21%	29%	19%	15%	26%

### Q3. “Have your long Covid symptoms reduce your ability to conduct your daily activities?” As a % of the overall population (Nov ‘22)

	Sex			Age						Region				Housing				
	Total/%	Female	Male	18-24	25-34	35-44	45-54	55-64	65+	Dublin	Leinster	Munster	Connacht-Ulster	Own	Mortgage	Rent council	Rent private	Other
Weighted	1328	673	655	104	173	109	240	338	364	364	348	366	250	604	298	66	223	138
Yes, my ability to conduct my daily activities was reduced by a lot %	1%	2%	1%	0%	0%	1%	2%	2%	2%	1%	2%	1%	1%	2%	0%	3%	1%	2%
Yes, my ability to conduct my daily activities was reduced by a little %	8%	9%	6%	9%	17%	6%	9%	5%	5%	10%	10%	6%	4%	4%	9%	10%	15%	7%
No, my ability to conduct my daily activities was not reduced at all %	2%	2%	2%	0%	2%	4%	2%	3%	1%	2%	1%	3%	4%	3%	3%	0%	1%	2%
I have not experienced 'long Covid' symptoms %	3%	3%	3%	6%	3%	3%	2%	2%	3%	3%	3%	2%	3%	3%	2%	2%	3%	3%

	Education				Class			Religion				Vote						
	Leaving cert	Less than leaving cert	Post-LC qual.	Third level degree	Middle Class	Working Class	Other	Catholic	No Religion	Other	Unsure/Not said	Fine Gael	Fianna Fáil	Sinn Féin	Other Left	Indep & Oths	Unsure/Nonvote	Not said
Weighted	323	265	222	519	646	628	54	836	298	145	49	230	197	384	110	109	175	124
Yes, my ability to conduct my daily activities was reduced by a lot %	0%	4%	0%	2%	1%	2%	1%	2%	1%	2%	1%	2%	2%	0%	1%	2%	2%	1%
Yes, my ability to conduct my daily activities was reduced by a little %	6%	2%	10%	11%	8%	7%	5%	6%	9%	15%	12%	9%	4%	9%	16%	4%	8%	4%
No, my ability to conduct my daily activities was not reduced at all %	4%	1%	2%	2%	3%	2%	2%	2%	2%	2%	1%	1%	1%	2%	3%	3%	4%	2%
I have not experienced 'long Covid' symptoms %	2%	3%	3%	3%	2%	3%	2%	3%	3%	1%	11%	2%	1%	3%	8%	2%	3%	2%

# Q4. "What long Covid symptoms have you experienced? (Select all that apply)"

## Those that said Yes (Nov '22)

	Total/%	Sex		Age						Region				Housing				
		Female	Male	18-24	25-34	35-44	45-54	55-64	65+	Dublin	Leinster	Munster	Connacht-Ulster	Own	Mortgage	Rent council	Rent private	Other
Unweighted	122	74	49	9	19	10	29	29	26	32	41	32	17	45	32	6	26	14
Fatigue	84%	83%	85%	25%	100%	49%	83%	97%	92%	84%	72%	100%	83%	83%	86%	100%	70%	100%
Memory problems	43%	45%	40%	59%	6%	38%	52%	40%	61%	18%	64%	37%	51%	40%	35%	61%	52%	50%
Shortness of breath	59%	67%	47%	85%	32%	43%	60%	70%	64%	60%	62%	56%	57%	67%	60%	77%	48%	42%
Muscle ache	39%	48%	25%	25%	33%	30%	39%	41%	47%	38%	42%	40%	30%	34%	48%	72%	36%	25%
Sleep problems	44%	47%	40%	15%	38%	42%	51%	39%	57%	52%	39%	54%	23%	40%	39%	89%	50%	38%

	Education				Class			Religion				Party Support						
	Less than leaving cert	Leaving cert	Post-LC qual.	Third level degree	Middle Class	Working Class	Unsure	Catholic	No Religion	Other.y	Unsure/Not said	Fine Gael	Fianna Fáil	Sinn Féin	Other Left	Indep & Oths	Unsure/Nonvote	Not said
Unweighted	23	18	22	61	62	59	2	72	20	24	7	25	14	38	12	13	16	5
Fatigue	77%	116%	63%	85%	74%	95%	74%	81%	96%	78%	99%	84%	99%	93%	48%	69%	92%	78%
Memory problems	48%	35%	60%	38%	37%	50%	43%	43%	45%	52%	10%	37%	51%	36%	59%	46%	51%	35%
Shortness of breath	77%	61%	69%	48%	50%	71%	0%	63%	46%	66%	35%	71%	79%	48%	62%	65%	46%	48%
Muscle ache	31%	37%	33%	44%	40%	36%	74%	33%	48%	43%	57%	47%	44%	44%	25%	44%	13%	48%
Sleep problems	31%	67%	42%	43%	43%	46%	43%	39%	43%	46%	93%	57%	57%	53%	26%	28%	21%	39%



# Q4. "What long Covid symptoms have you experienced? (Select all that apply)"

**Those that said Yes/Unsure to Q1** (Nov '22)

	Total/%	Sex		Age						Region				Housing				
		Female	Male	18-24	25-34	35-44	45-54	55-64	65+	Dublin	Leinster	Munster	Connacht-Ulster	Own	Mortgage	Rent council	Rent private	Other
Weighted	189	110	79	15	37	16	38	40	44	58	58	43	31	69	45	10	45	20
I have not experienced any 'long Covid' symptoms %	18%	17%	19%	39%	14%	8%	6%	9%	38%	24%	15%	12%	21%	26%	9%	15%	13%	23%
Fatigue %	70%	70%	70%	15%	86%	59%	72%	85%	64%	63%	69%	83%	68%	65%	72%	85%	69%	77%
Memory problems %	40%	42%	36%	36%	37%	37%	48%	33%	44%	22%	60%	33%	45%	29%	35%	62%	54%	44%
Shortness of breath %	50%	55%	42%	66%	47%	34%	53%	56%	44%	47%	53%	51%	46%	47%	51%	57%	55%	43%
Muscle ache %	35%	41%	27%	15%	48%	28%	38%	36%	30%	32%	43%	32%	31%	27%	39%	59%	44%	24%
Sleep problems %	42%	44%	39%	9%	55%	43%	46%	36%	45%	49%	39%	46%	31%	35%	34%	79%	59%	29%

	Education				Class			Religion				Vote						
	Leaving cert	Less than leaving cert	Post-leaving cert qualification	Third level degree	Middle Class	Working Class	Other	Catholic	No Religion	Other	Unsure/Not said	Fine Gael	Fianna Fáil	Sinn Féin	Other Left	Indep & Oths	Unsure/Nonvote	Not said
Weighted	38	26	34	92	91	94	5	105	44	29	12	32	17	57	32	12	29	11
I have not experienced any 'long Covid' symptoms %	12%	47%	14%	14%	15%	20%	33%	18%	28%	0%	28%	10%	26%	21%	27%	0%	14%	20%
Fatigue %	78%	68%	61%	71%	62%	79%	57%	72%	65%	73%	65%	77%	89%	72%	45%	66%	35%	35%
Memory problems %	37%	43%	46%	38%	33%	45%	53%	40%	35%	53%	19%	42%	43%	33%	57%	32%	29%	37%
Shortness of breath %	52%	68%	61%	39%	40%	59%	45%	56%	32%	67%	23%	60%	73%	43%	55%	69%	19%	26%
Muscle ache %	42%	27%	29%	37%	33%	36%	57%	36%	32%	36%	38%	45%	37%	37%	37%	42%	35%	30%
Sleep problems %	55%	27%	44%	40%	40%	44%	41%	40%	36%	52%	59%	50%	47%	44%	42%	33%	35%	30%

## Q4. “What long Covid symptoms have you experienced? (Select all that apply)”

As a % of the overall population (Nov ‘22)

	Sex		Age							Region				Housing				
	Total/%	Female	Male	18-24	25-34	35-44	45-54	55-64	65+	Dublin	Leinster	Munster	Connacht-Ulster	Own	Mortgage	Rent council	Rent private	Other
Weighted	1328	673	655	104	173	109	240	338	364	364	348	366	250	604	298	66	223	138
Fatigue %	10%	11%	8%	2%	18%	8%	11%	10%	8%	10%	11%	10%	8%	7%	11%	13%	14%	11%
Memory problems %	6%	7%	4%	5%	8%	5%	8%	4%	5%	4%	10%	4%	6%	3%	5%	9%	11%	7%
Shortness of breath %	7%	9%	5%	10%	10%	5%	8%	7%	5%	8%	9%	6%	6%	5%	8%	9%	11%	6%
Muscle ache %	5%	7%	3%	2%	10%	4%	6%	4%	4%	5%	7%	4%	4%	3%	6%	9%	9%	3%
Sleep problems %	6%	7%	5%	1%	12%	6%	7%	4%	5%	8%	6%	5%	4%	4%	5%	12%	12%	4%

	Education				Class			Religion				Vote						
	Leaving cert	Less than LC	Post-LC qual.	Third level degree	Middle Class	Working Class	Other	Catholic	No Religion	Other	Unsure/ Not said	Fine Gael	Fianna Fáil	Sinn Féin	Other Left	Indep & Oths	Unsure/ Nonvote	Not said
Weighted	323	265	222	519	646	628	54	836	298	145	49	230	197	384	110	109	175	124
Fatigue %	9%	7%	9%	12%	9%	12%	5%	9%	9%	14%	16%	11%	8%	11%	13%	7%	6%	3%
Memory problems %	4%	4%	7%	7%	5%	7%	5%	5%	5%	11%	5%	6%	4%	5%	16%	3%	5%	3%
Shortness of breath %	6%	7%	9%	7%	6%	9%	4%	7%	5%	13%	6%	8%	6%	6%	16%	7%	3%	2%
Muscle ache %	5%	3%	4%	7%	5%	5%	5%	4%	5%	7%	10%	6%	3%	5%	11%	5%	6%	3%
Sleep problems %	7%	3%	7%	7%	6%	7%	4%	5%	5%	10%	15%	7%	4%	7%	12%	4%	6%	3%

## Q5. “What long Covid symptoms have you experienced for 12 weeks or more? (Select all that apply)”

### Those that said Yes (Nov ‘22)

	Sex			Age						Region				Housing				
	Total/%	Female	Male	18-24	25-34	35-44	45-54	55-64	65+	Dublin	Leinster	Munster	Connacht-Ulster	Own	Mortgage	Rent council	Rent private	Other
Weighted	122	74	49	9	19	10	29	29	26	32	41	32	17	45	32	6	26	14
Fatigue %	86%	89%	80%	25%	100%	88%	88%	79%	101%	86%	74%	100%	85%	80%	90%	100%	71%	127%
Memory problems %	37%	40%	33%	59%	18%	33%	41%	28%	52%	11%	52%	45%	37%	21%	45%	28%	46%	60%
Shortness of breath %	51%	63%	35%	75%	20%	49%	47%	55%	71%	49%	65%	43%	38%	63%	45%	40%	42%	53%
Muscle ache %	42%	55%	24%	25%	40%	17%	37%	31%	78%	47%	42%	41%	32%	42%	44%	51%	42%	31%
Sleep problems %	43%	50%	33%	15%	33%	33%	47%	45%	59%	49%	36%	58%	20%	40%	41%	51%	46%	49%

	Education				Class			Religion				Party Support						
	Less than leaving cert	Leaving cert	Post-LC qualif.	Third level degree	Middle Class	Working Class	Unsure	Catholic	No Religion	Other	Unsure/ Not said	Fine Gael	Fianna Fáil	Sinn Féin	Other Left	Indep & Oths	Unsure/ Nonvote	Not said
Weighted	23	18	22	61	62	59	2	72	20	24	7	25	14	38	12	13	16	5
Fatigue %	70%	130%	66%	86%	84%	88%	74%	83%	98%	80%	99%	101%	107%	94%	56%	52%	72%	76%
Memory problems %	15%	47%	49%	38%	40%	33%	57%	34%	38%	55%	6%	48%	19%	33%	55%	45%	35%	15%
Shortness of breath %	76%	55%	47%	43%	45%	59%	13%	55%	39%	54%	38%	61%	83%	38%	64%	56%	36%	41%
Muscle ache %	56%	28%	28%	45%	41%	41%	74%	37%	55%	40%	57%	55%	84%	45%	30%	17%	19%	0%
Sleep problems %	36%	70%	34%	41%	44%	42%	43%	39%	41%	44%	72%	54%	65%	53%	18%	24%	16%	44%

**Q5. “What long Covid symptoms have you experienced for 12 weeks or more? (Select all that apply)”**  
**Those that said Yes/Unsure to Q1 (Nov ‘22)**

	Sex			Age						Region				Housing				
	Total/%	Female	Male	18-24	25-34	35-44	45-54	55-64	65+	Dublin	Leinster	Munster	Connacht-Ulster	Own	Mortgage	Rent council	Rent private	Other
Weighted	189	110	79	15	37	16	38	40	44	58	58	43	31	69	45	10	45	20
I have not experienced any of these symptoms, 12+ weeks %	24%	27%	21%	39%	9%	17%	17%	31%	35%	33%	19%	29%	12%	30%	21%	15%	14%	42%
Fatigue %	60%	63%	56%	15%	65%	72%	70%	52%	67%	51%	55%	68%	77%	56%	67%	85%	49%	72%
Memory problems %	40%	44%	34%	60%	41%	34%	37%	39%	37%	34%	49%	38%	34%	38%	34%	36%	48%	40%
Shortness of breath %	31%	39%	20%	9%	34%	24%	38%	29%	34%	31%	27%	39%	27%	25%	29%	52%	36%	34%
Muscle ache %	31%	31%	30%	36%	39%	32%	35%	21%	26%	13%	47%	29%	35%	14%	35%	37%	48%	36%
Sleep problems %	29%	38%	16%	15%	28%	13%	32%	24%	42%	28%	30%	29%	27%	27%	33%	46%	28%	22%

	Education				Class			Religion				Vote						
	Leaving cert	Less than LC	Post-LC qual.	Third level degree	Middle Class	Working Class	Other	Catholic	No Religion	Other	Unsure/ Not said	Fine Gael	Fianna Fáil	Sinn Féin	Other Left	Indep & Oths	Unsure/ Nonvote	Not said
Weighted	38	26	34	92	91	94	5	105	44	29	12	32	17	57	32	12	29	11
I have not experienced any of these symptoms, 12+ weeks %	22%	27%	20%	26%	30%	18%	45%	22%	35%	13%	30%	24%	20%	17%	40%	19%	22%	39%
Fatigue %	52%	69%	54%	63%	56%	65%	45%	58%	58%	70%	61%	78%	77%	77%	19%	43%	57%	43%
Memory problems %	47%	58%	43%	30%	29%	49%	51%	45%	26%	47%	25%	44%	68%	35%	45%	53%	23%	23%
Shortness of breath %	28%	27%	33%	32%	31%	31%	20%	26%	34%	37%	47%	45%	47%	41%	7%	27%	19%	21%
Muscle ache %	40%	12%	34%	31%	27%	34%	27%	30%	29%	43%	14%	38%	14%	28%	46%	25%	26%	25%
Sleep problems %	15%	43%	20%	34%	29%	29%	35%	27%	29%	31%	38%	44%	69%	33%	0%	33%	11%	33%

**Q5. “What long Covid symptoms have you experienced for 12 weeks or more? (Select all that apply)”**  
**As a % of the overall population** (Nov ‘22)

	Sex			Age						Region				Housing				
	Total/%	Female	Male	18-24	25-34	35-44	45-54	55-64	65+	Dublin	Leinster	Munster	Connacht-Ulster	Own	Mortgage	Rent council	Rent private	Other
Weighted	1328	673	655	104	173	109	240	338	364	364	348	366	250	604	298	66	223	138
Fatigue %	9%	10%	7%	2%	14%	10%	11%	6%	8%	8%	9%	8%	9%	6%	10%	13%	10%	11%
Shortness of breath %	6%	7%	4%	9%	9%	5%	6%	5%	4%	6%	8%	4%	4%	4%	5%	5%	10%	6%
Sleep problems %	4%	6%	2%	1%	7%	3%	6%	3%	4%	5%	4%	5%	3%	3%	4%	8%	7%	5%
Memory problems %	4%	5%	4%	5%	8%	4%	6%	2%	3%	2%	8%	3%	4%	2%	5%	5%	10%	5%
Muscle ache %	4%	6%	2%	2%	6%	2%	5%	3%	5%	5%	5%	3%	3%	3%	5%	7%	6%	3%

	Education				Class			Religion				Vote						
	Leaving cert	Less than LC	Post-LC qual.	Third level degree	Middle Class	Working Class	Other	Catholic	No Religion	Other	Unsure/Not said	Fine Gael	Fianna Fáil	Sinn Féin	Other Left	Indep & Oths	Unsure/Nonvote	Not said
Weighted	323	265	222	519	646	628	54	836	298	145	49	230	197	384	110	109	175	124
Fatigue %	6%	7%	8%	11%	8%	10%	4%	7%	9%	14%	15%	11%	6%	11%	5%	5%	9%	4%
Shortness of breath %	6%	6%	7%	5%	4%	7%	5%	6%	4%	9%	6%	6%	6%	5%	13%	6%	4%	2%
Sleep problems %	3%	3%	5%	6%	4%	5%	2%	3%	5%	7%	12%	6%	4%	6%	2%	3%	3%	2%
Memory problems %	5%	1%	5%	5%	4%	5%	2%	4%	4%	8%	3%	5%	1%	4%	13%	3%	4%	2%
Muscle ache %	2%	4%	3%	6%	4%	4%	3%	3%	4%	6%	10%	6%	6%	5%	0%	4%	2%	3%

*Ireland  
Thinks.*

Research services

Est 2016